

EAP | Datasheet

EAP772-Outdoor

US: BE11000 Indoor/Outdoor Wi-Fi 7 Access Point

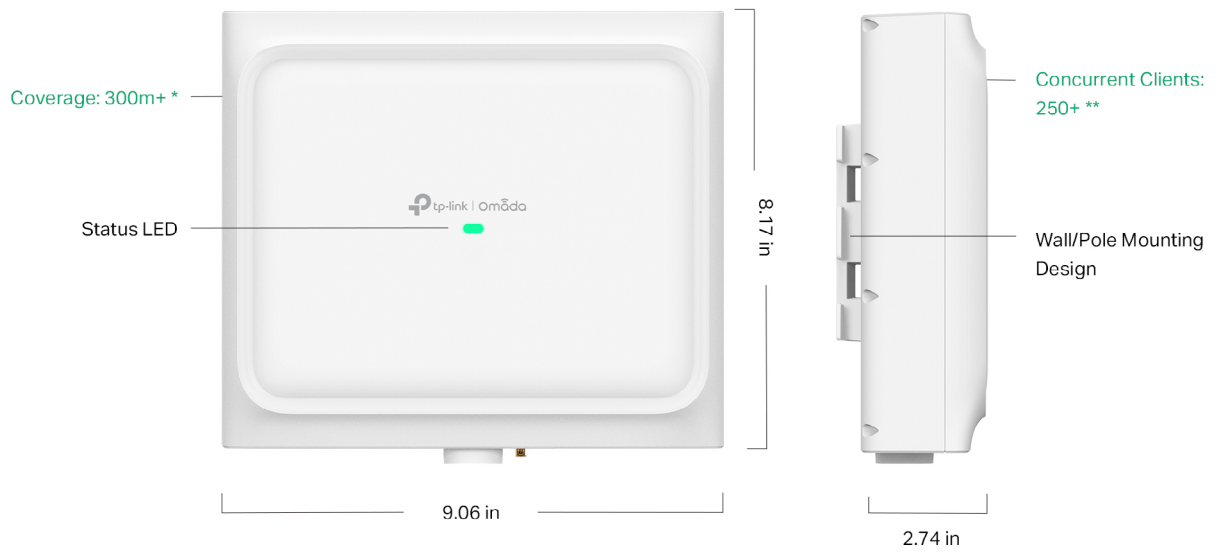
EU: BE9300 Indoor/Outdoor Wi-Fi 7 Access Point



Highlights

- **Tri-Band WiFi 7 with 6 Spatial Streams:** Up to 9.3 Gbps for EU and 10.8 Gbps for US.*
- **Low Latency and Interference:** Clear 6 GHz Band, 320 MHz bandwidth, Multi-Link Operation, & Multi-RUs ensure the high performance of your network.*
- **2.5G PoE Port:** Unlocks the full potential of WiFi 7 with a 2.5G PoE port.
- **Higher Network Efficiency:** Experience the peak of WiFi 7 with smart antennas and high-powered amplifiers.
- **Convenient Deployment:** Supports 802.3at PoE+ for convenient deployment and installation.
- **Ideal for Outdoor Environments:** IP68 weatherproof enclosure for outdoor WiFi applications.
- **Advanced Functions:** Centralized management, mesh, and seamless roaming. *

Product Pictures

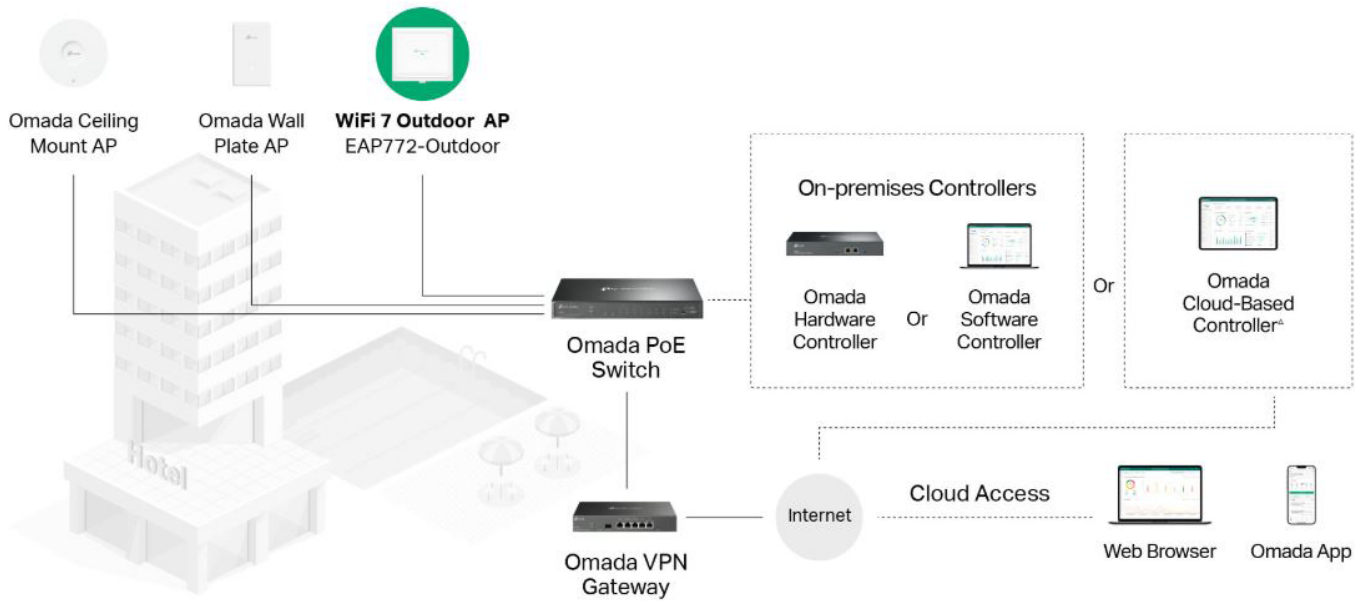


* Coverage is calculated based on laboratory testing. Actual coverage is not guaranteed and will vary as a result of client limitations and environmental factors.

** The actual capacity depends on the wireless environment and client traffic and is generally less than the maximum number of client connections.

Omada Solution

Omada's Software Defined Networking (SDN) platform integrates network devices, including access points, switches, and gateways, providing 100% centralized cloud management. Omada creates a highly scalable network—all controlled from a single interface.



Specifications

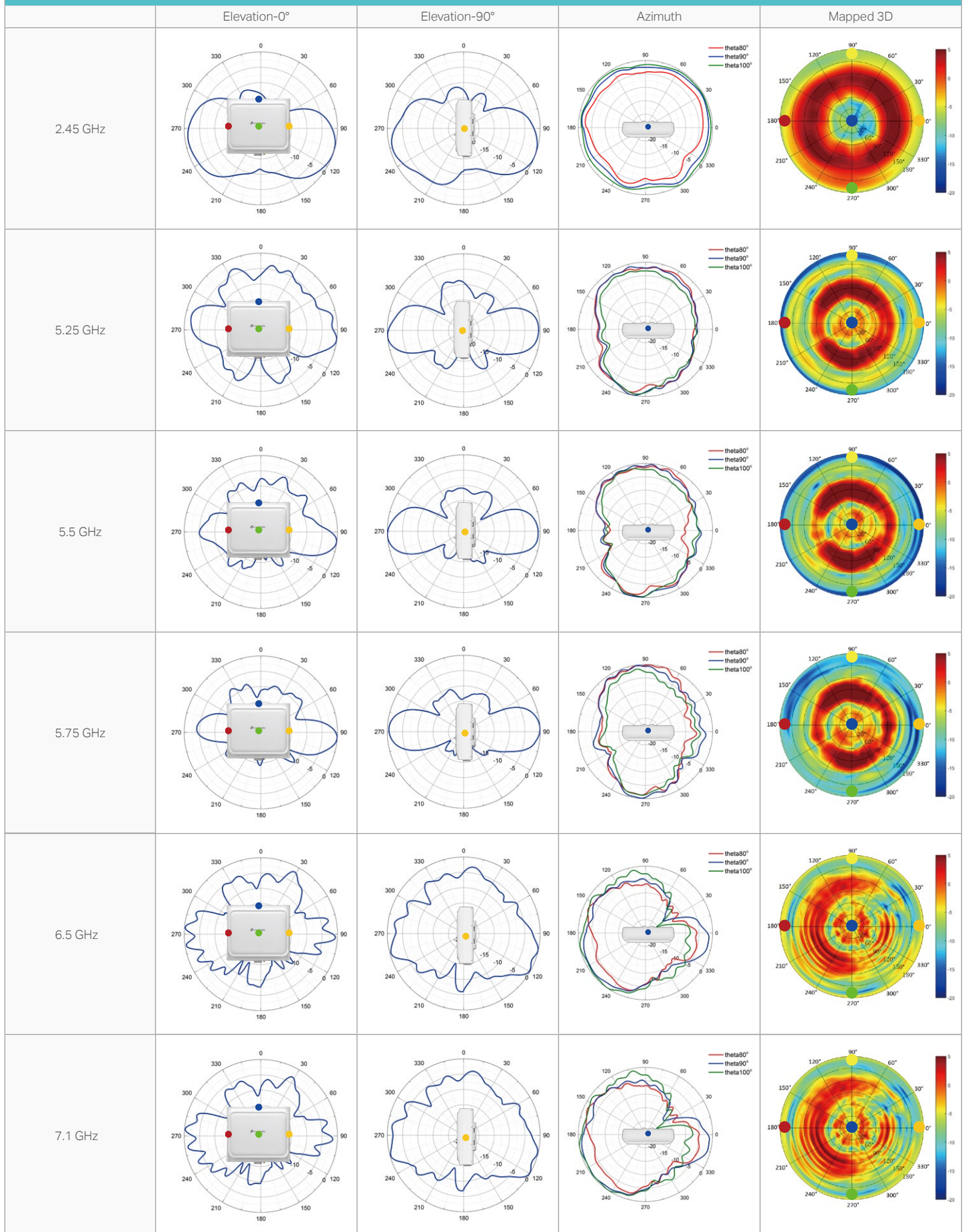
Model		EAP772-Outdoor
Name		US: BE11000 Indoor/Outdoor Wi-Fi 7 Access Point EU: BE9300 Indoor/Outdoor Wi-Fi 7 Access Point
Main Design	LAN Interfaces	1x 2.5Gbps Ethernet Port
	Wi-Fi Standards	IEEE 802.11 a/b/g/n/ac/ax/be
	Maximum Data Rate	US: 688 Mbps (2.4 GHz) + 4324 Mbps (5 GHz) + 5765 Mbps (6 GHz) EU: 688 Mbps (2.4 GHz) + 2882 Mbps (5 GHz) + 5765 Mbps (6 GHz)
	Wireless Client Capacity	2.4 GHz: 128, 5 GHz: 128, 6 GHz: 128
	Antennas	2.4 GHz: 2 × 4dBi, 5 GHz: 2 × 6dBi, 6 GHz: 2 × 6dBi
	GNSS	L1 (1575.42 MHz) receiver, supporting GPS, Galileo, GLONASS, and BeiDou signals Receive sensitivity: -164dBm (tracking) GPS antennas: Integrated 3dBi omnidirectional antennas
	LTE Filter	Yes
	Bluetooth	BLE 5.2
	Transmit Power	CE: Indoor Mode: < 20 dBm (2.4 GHz, EIRP); < 23 dBm (5 GHz, band 1&band 2, EIRP); < 28 dBm (5 GHz, band 3, EIRP); <23dBm (6 GHz, EIRP) Outdoor Mode: < 20 dBm (2.4 GHz, EIRP); < 28 dBm (5 GHz, band 3, EIRP); FCC: Indoor Mode: < 25 dBm (2.4 GHz); < 25 dBm (5 GHz); < 25 dBm (6 GHz) Outdoor Mode: < 25 dBm (2.4 GHz); < 25 dBm (5 GHz); < 25 dBm (6 GHz)
	Reception Sensitivity	2.4 GHz: 11ax HE20MCS0:-96dBm; 11ax HE20MCS11:-66.5dBm 11ax HE40MCS0:-93dBm; 11ax HE40MCS11:-64dBm 5 GHz: 11be EHT20MCS0:-94dBm; 11be EHTMCS13:-63dBm 11be EHT40MCS0:-90.5dBm; 11be EHT40MCS13:-60dBm 11be EHT80MCS0:-88dBm; 11be EHT80MCS13:-57.5dBm 11be EHT160MCS0:-85dBm; 11be EHT160MCS13:-55.5dBm 6 GHz: 11be EHT20MCS0:-93dBm; 11be EHTMCS13:-63dBm 11be EHT40MCS0:-90dBm; 11be EHT40MCS13:-60dBm 11be EHT80MCS0:-87.5dBm; 11be EHT80MCS13:-57.5dBm 11be EHT160MCS0:-84dBm; 11be EHT160MCS13:-55dBm 11be EHT320MCS0:-81.5dBm; 11be EHT320MCS13:-52.5dBm
Centralized Management	Omada Software Controller	•
	Omada Hardware Controller	•
	Omada APP	•
Security	Captive Portal Authentication	•
	Access Control	•
	Maximum number of MAC Filter	4000
	Wireless Isolation between Clients	•
	VLAN	•
	Rogue AP Detection	•
	Wireless Encryption	WPA-Personal/Enterprise, WPA2-Personal/Enterprise, WPA3-Personal/Enterprise, OWE

Model		EAP772-Outdoor
Wireless Function	Multiple SSIDs	24 (8 on each band)
	Channel	EU: Indoor Mode: 2.4 GHz: 1~13; 5 GHz: 36~140; 6 GHz: 33~93 Outdoor Mode: 2.4 GHz: 1~13; 5 GHz: 100~140; US: Indoor Mode: 2.4 GHz:1~11; 5 GHz: 36~165; 6 GHz: 33~93 & 117~181 Outdoor Mode: 2.4 GHz:1~11; 5 GHz: 36~165; 6 GHz: 33~93 & 117~181
	Enable/Disable Wireless Radio	•
	Enable/Disable SSID Broadcast	•
	Guest Network	•
	Automatic Channel Assignment	•
	Transmit Power Control	Adjust transmit Power on dBm
	QoS (WMM)	•
	Seamless Roaming	•
	Mesh	•
	Beamforming	•
	MU-MIMO	2*2 (2.4 GHz/5 GHz/6 GHz) DL/UL MU-MIMO
	MIMO	2*2 (2.4 GHz/5 GHz/6 GHz) MIMO
	OFDMA	DL/UL OFDMA
	Rate Limit	Based on SSID/Client
	Load Balance	•
	Airtime Fairness	•
	Band Steering	•
	RADIUS Accounting	•
	MAC Authentication	•
	Reboot Schedule	•
	Wireless Schedule	•
	Wireless Statistics	•
Static IP/Dynamic IP	•	
Support Data Rates	802.11be	2.4 GHz Band: 8.6Mbps to 688Mbps(MCS0-MCS13,NSS=1 to 2 EHT20/40) 5 GHz Band: EU: 8.6Mbps to 2882Mbps(MCS0—MCS13,NSS=1 to 2 EHT20/40/80/160) US: 8.6Mbps to 4324Mbps(MCS0—MCS13,NSS=1 to 2 EHT20/40/80/160/240) 6 GHz Band: 8.6Mbps to 5765Mbps(MCS0—MCS13,NSS=1 to 2 EHT20/40/80/160/320)
	802.11ax	2.4 GHz Band: 8.6Mbps to 574Mbps(MCS0—MCS11,NSS=1 to 2 HE20/40) 5 GHz Band: 8.6Mbps to 2402Mbps(MCS0—MCS11, NSS=1 to 2 HE20/40/80/160) 6 GHz Band: 8.6Mbps to 2402Mbps(MCS0—MCS11, NSS=1 to 2 HE20/40/80/160)
	802.11ac	6.5Mbps to 2166.7Mbps(MCS0—MCS11,NSS=1 to 2 VHT20/40/80/160)
	802.11n	6.5Mbps to 300Mbps(MCS0—MCS15,HT20/40)
	802.11g	6, 9, 12, 18, 24, 36, 48, 54 Mbps
	802.11b	1, 2, 5.5, 11 Mbps
	802.11a	6, 9, 12, 18, 24, 36, 48, 54 Mbps

Model		EAP772-Outdoor
Management	LED ON/OFF Control	•
	Management MAC Access Control	•
	Web-based Management	•
	SNMP	v1, v2c, v3
	SSH	•
	Restore & Backup	•
	Firmware update via Web	•
	NTP	•
	System Log	•
	Email Alerts	•
Physical & Environment	Power Supply	802.3at PoE
	Maximum Power Consumption	EU: 21.5 W (For PoE); US: 23 W (For PoE);
	Reset	•
	Weatherproof Enclosure	IP68
	Mounting	Wall/Pole mouting (Kits included)
Others	Certifications	CE, FCC, RoHS
	Dimensions (W x D x H)	230*207.5*69.7mm
	Net Weight	1410g
	Enclosure Material / Rack Material	Top Cover: PC+GF10% Bottom Shell: PC+GF10% Mounting rack: ASA
	Lightning Protection	Air discharge: ±8kV Contact discharge: ±4kV Common mode 10/700: ±6kV
Environment	Operating Temperature: -30 °C–70 °C (-22 °F–158 °F); Storage Temperature: -40 °C–70 °C (-40 °F–158 °F); Operating Humidity: 10%–90% non-condensing; Storage Humidity: 5%–90% non-condensing;	

Antenna Radiation Patterns

EAP772-Outdoor



Disclaimers

- * Maximum wireless signal rates are the physical rates derived from IEEE Standard 802.11 specifications. The 320 MHz bandwidth is only available on the 6 GHz band. Simultaneously, the 160 MHz and 240 MHz bandwidths or the 320 MHz bandwidth might not be available on the 5 GHz band or the 6 GHz band, respectively, in some regions/countries due to regulatory restrictions. Actual wireless data throughput, wireless coverage, and connected devices are not guaranteed and will vary as a result of internet service provider factors, network conditions, client limitations, and environmental factors, including building materials, obstacles, volume and density of traffic, and client location.
- * Use of WiFi 7 (802.11be), WiFi 6 (802.11ax), and features including Multi-Link Operation (MLO), 320 MHz Bandwidth, 4K-QAM, Multi-RUs, OFDMA, and MU-MIMO requires clients to also support the corresponding features.
- * Omada Mesh, Seamless Roaming, Cloud Access, and Captive Portal require the use of Omada controllers. Go to the Omada Mesh Product List to find all the models supported by Omada mesh technology and refer to the User Guides of Omada controllers for configuration methods.
- * Coverage is calculated based on laboratory testing. Actual coverage is not guaranteed and will vary as a result of client limitations and environmental factors.
- * The actual capacity depends on the wireless environment and client traffic and is generally less than the maximum number of client connections.
- * Zero-Touch Provisioning requires the use of the Omada Cloud-Based Controller. The Omada Cloud-Based Controller offers the Essentials version of cloud services for free, while the Standard version, which includes advanced features, requires a license.
- * PoE budget calculations are based on laboratory testing. Actual PoE power budget is not guaranteed and will vary as a result of client limitations and environmental factors.
- * Protection against lightning and electro-static discharge may be achieved through proper product setup, grounding and cable shielding. Refer to the instruction manual and consult an IT professional to assist with setting up this product.

Some models featured in this guide may be unavailable in your country or region. Visit TP-Link website for local sales information: <https://www.tp-link.com>. Specifications are subject to change without notice.

© 2024 TP-Link