

# Omada Business Cloud SDN Solution

Omada EAP - Business Wi-Fi Series



Omada SDN Controller



EAP690E HD  
EAP670  
EAP660 HD  
EAP653 / EAP650  
EAP620 HD  
EAP613 / EAP610



EAP655-Wall



EAP615-Wall  
EAP235-Wall  
EAP225-Wall



EAP650-Outdoor  
EAP610-Outdoor



EAP265 HD  
EAP245  
EAP225 / EAP223  
EAP115 / EAP110



EAP650-Wall



EAP230-Wall  
EAP115-Wall



EAP225-Outdoor  
EAP113-Outdoor  
EAP110-Outdoor

# Omada Solution



## Hospitality

High Quality and Full Coverage Wi-Fi



## Education

High-Density Wi-Fi



## Retail

Social Marketing for O2O



## Office

Wireless and Wired Connections

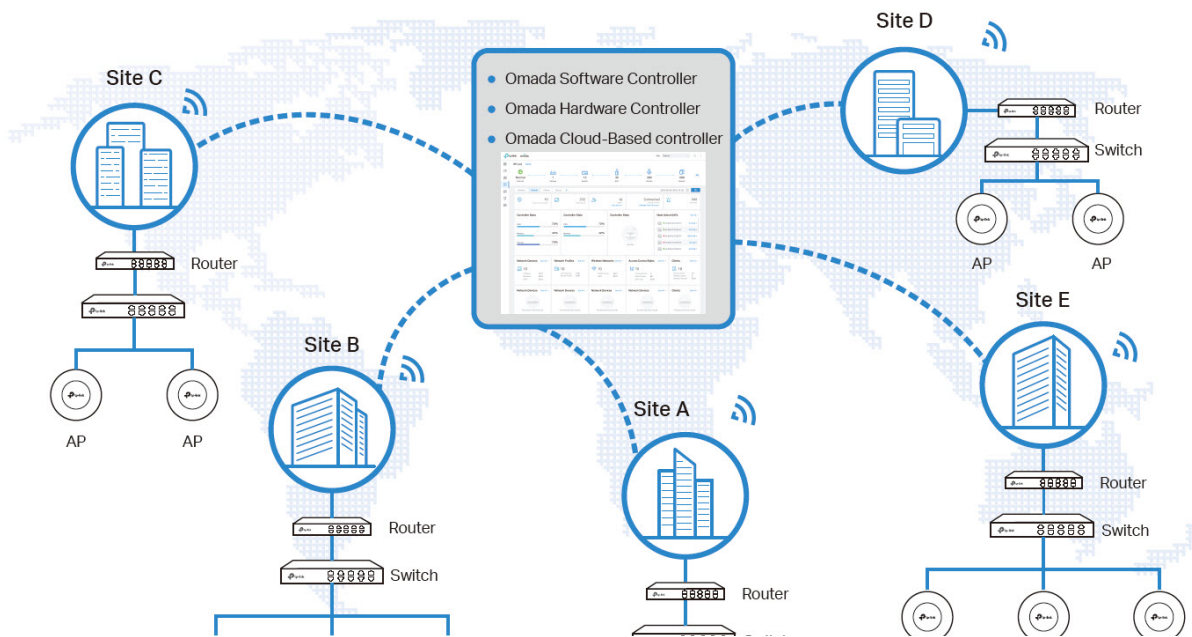


## Catering

Full Wi-Fi Coverage in High-Density Environment

## Software Defined Networking (SDN) with Cloud Access

Omada Software Defined Networking (SDN) platform integrates network devices, including access points, switches and gateways, providing 100% centralized cloud management. Omada creates a highly scalable network—all controlled from a single interface. Seamless wireless and wired connections are provided, ideal for use in hospitality, education, retail, offices, and more.



### Higher Efficiency



Centralized Cloud Management



Zero-Touch Provisioning



AI-Driven Technology



Auto Channel Selection and Power Adjustment



Multi-Tenant Privilege Assignment



Easy and Intelligent Monitoring



### Higher Security



Separate Management and User Data



Abundant Security Functions



### Higher Reliability



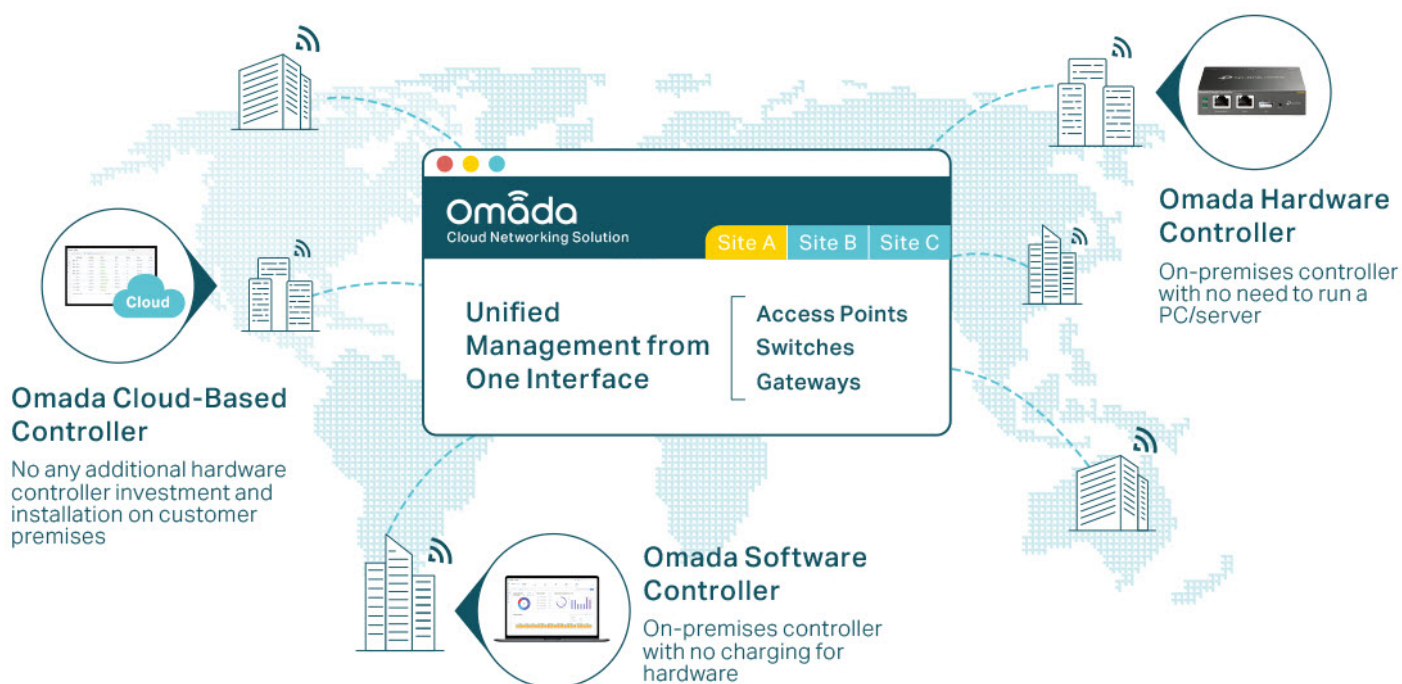
99.99% SLA Availability



Reliable Connections with High-Density Clients

# Hassle-Free Centralized Cloud Management

100% centralized cloud management of the whole network from different sites—all controlled from a single interface anywhere, anytime.



- ✓ No additional training needed
- ✓ Unlimited scalability
- ✓ Batch management
- ✓ Devices still work even when not connected to the Cloud

## Zero-Touch Provisioning for Efficient Deployment\*

Omada zero-touch provisioning allows remotely deployment and configuration of multi-site networks, so there's no need to send out an engineer for on-site configuration. The Omada Cloud ensures efficient deployment with lower costs.



\* Zero-Touch Provisioning is supported when using Omada-Cloud Based Controller.

# AI-Driven Technology for Stronger Performance and Easy Network Maintenance

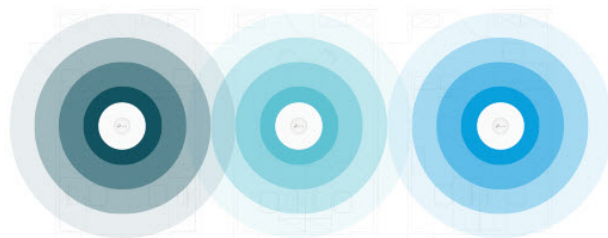
## Intelligent Network Analysis, Warning, and Optimization\*

- ▶ Analyzes potential network problems and sends optimization suggestions for higher network efficiency
- ▶ Locates network faults, warns and notify users, and generates solutions to reduce network risk



## Auto Channel Selection and Power Adjustment

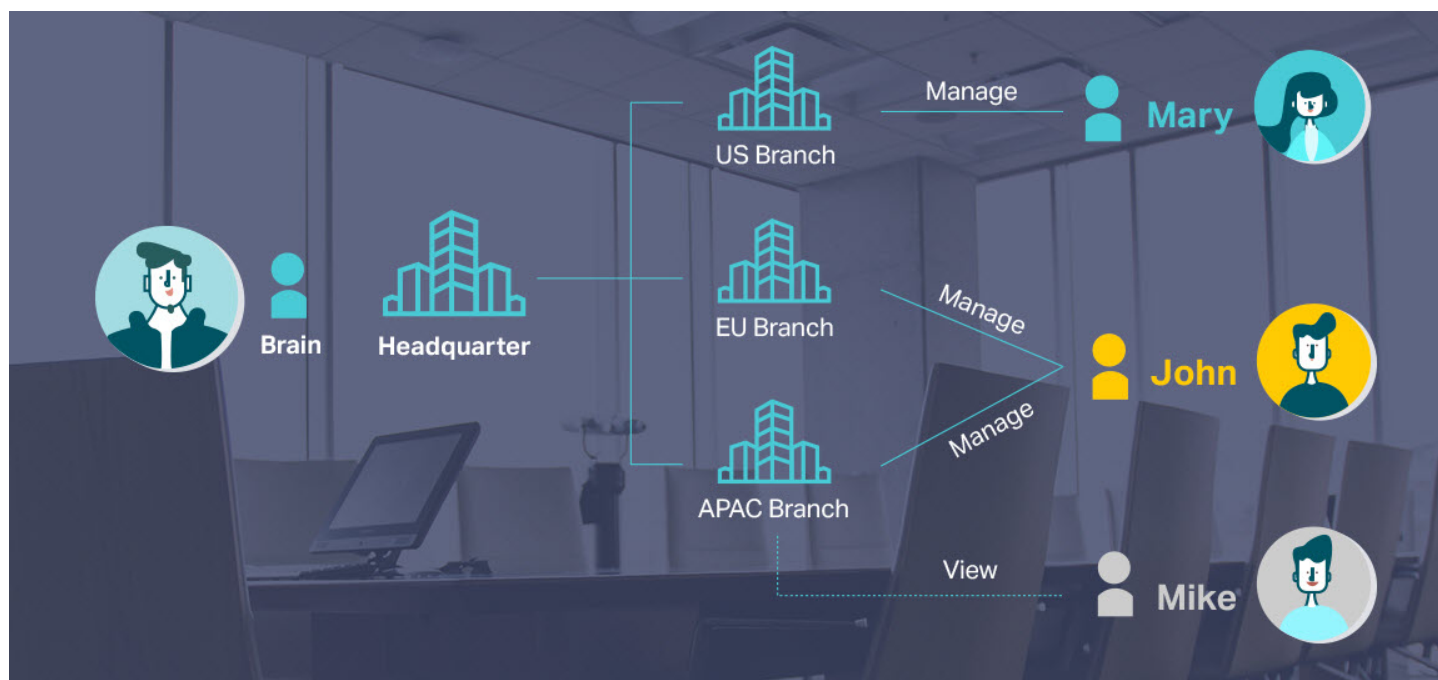
Provides powerful wireless performance while greatly reducing Wi-Fi interference by automatically adjusting the channel settings and transmission power levels of neighboring APs in the same network.



● Channel 1 ● Channel 11 ● Channel 6

## Assign Different Management Roles

Multi-user privilege assignment is available to increase management efficiency and security. Multi-person management, multi-level permissions, and the ability to add admins as needed, enable flexible network operation and maintenance.



# Easy and Intelligent Network Monitoring

The easy-to-use dashboard makes it easy to see your real-time network status; check network usage and traffic distribution; receive network condition logs, abnormal event warnings, and notifications; or even track key data for better business results. Network topology helps IP admins quickly see and troubleshoot connection at a glance.

**Network Status Report**

**Check the Traffic Distribution**

**Network Topology at a Glance**

omada

Download on the App Store

GET IT ON Google Play

# Comprehensive Protection for the Whole Network

**Better Protection for Users' Privacy**

TP-Link Omada separates network management data from user data, with no user traffic passing through the cloud, ensuring better protection for users' privacy.

Cloud

User Traffic

Management Data

T1 / DSL

SafeStream Gateway

JetStream Switch

Omada Access Point

**Abundant Security Functions**

Powerful firewall and advanced security functions further protect the network and data.

VPN

High-Security VPN

Powerful Firewall

IP/MAC/URL Filtering

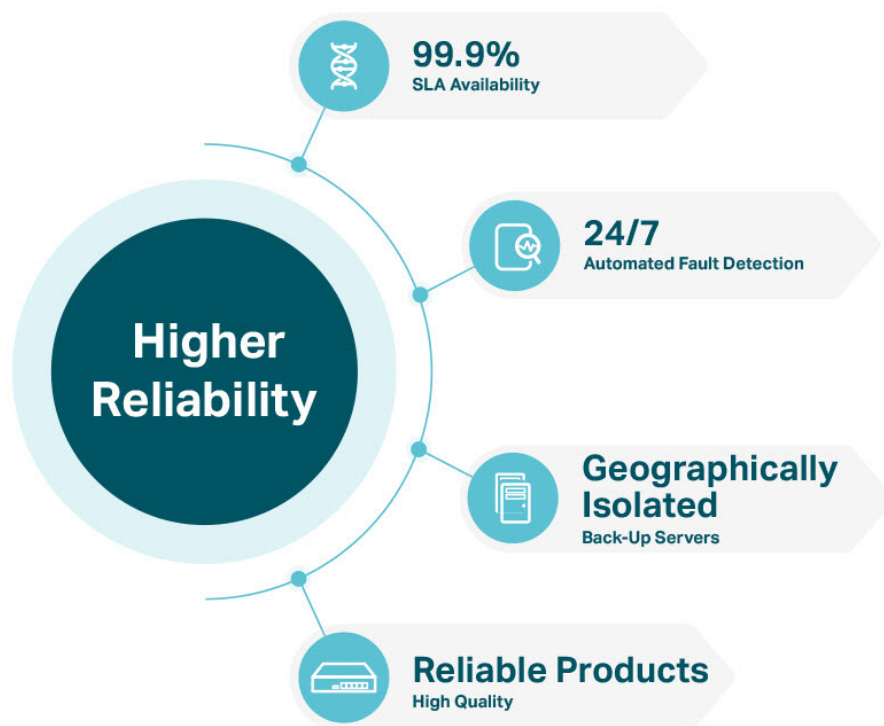
Access Control

Advanced WPA3 Encryption

Captive Portal


## Multiple Factors Guarantee Higher Reliability

Higher reliability of cloud service is guaranteed with 99.9% SLA availability, 24/7 automated fault detection, geographically isolated backup servers, and reliable product quality. Your network functions even if management traffic is interrupted.



## Reliable Connections Even with High-Density Clients

Equipped with enterprise chipsets, dedicated antennas, advanced RF functions, auto channel selection, and power adjustment, Omada APs have high concurrency capacities for remarkable performance in high-density environments.



# EAP Product Features

## Easy-Mount Design

The Ceiling Mount EAP's elegant appearance and easy-mount design promote fast installation on any wall or ceiling surface, and allow it to blend in seamlessly with most interior decorating styles. The slimline, inconspicuous Wall Plate EAP can be easily installed into any standard EU/US wall junction box or 86 mm wall junction box.

## PoE Power Supply\*

With IEEE 802.3af/at/bt PoE or Passive PoE, you can use Ethernet cables to transfer both electrical power and network data, making deployment more flexible and removing the need to install additional power cabling.

## Business-Class Hardware Design

Enterprise-class chipsets offer outstanding performance and support longer running time, higher client capacity and greater range. Dedicated high-power amplifiers, specialized antennas and professionally designed RF shields ensure excellent wireless performance.

## Seamless Roaming\*

802.11k and 802.11v seamless roaming provide seamless switching to the access point with optimal signal when moving between APs.

## Mesh\*

Omada Mesh technology enables wireless connectivity between access points for extended range, making wireless deployments more flexible and convenient.

## Increased Efficiency with OFDMA\*

The Wi-Fi 6 and above standards use OFDMA for more efficient channel use and reduced latency. Imagine your WiFi connection as a series of delivery trucks delivering data packets to your devices. With 802.11ac Wi-Fi, each delivery truck could only deliver one parcel to one device at a time. But with OFDMA, each truck can deliver multiple parcels to multiple devices simultaneously. This vast improvement in efficiency works for both uploads and downloads.

## Advanced RF Management

MU-MIMO, Airtime Fairness, Beamforming, and Band Steering Technologies guarantee optimal RF performance for business-level applications.

## Easy Centralized Management

Configure and monitor hundreds of Omada EAPs with ease using the Omada controller.

\* PoE support varies by model. For detailed information, refer to the specifications.


\* Only certain devices support Seamless Roaming. For detailed information, refer to the specifications.

\* Only certain devices support Mesh. For detailed information, refer to the specifications.








\* Only 802.11ax and 802.11be devices support OFDMA.

# EAP Product List

## Ceiling Mount 802.11ax Wi-Fi 6E AP

|                   |  |
|-------------------|--|
| Picture           |                                       |
| Model             | EAP690E HD   |
| Product           | AXE11000 Ceiling Mount Quad-Band Wi-Fi 6E Access Point   |
| Speed             | 2.4 GHz: 1148 Mbps, 5 GHz-1: 2402 Mbps, 5 GHz-2: 2402 Mbps, 6 GHz: 4804 Mbps   |
| Ethernet Port     | 1x 10Gbps Ethernet Port  |
| Power Supply      | 802.3bt PoE or 12V/4.5A DC   |
| Internal Antennas | 2.4 GHz: 4 × 4.0 dBi, 5 GHz-1: 4 × 5.0 dBi (Smart Antennas), 5 GHz-2: 4 × 5.5 dBi (Smart Antennas), 6 GHz: 4 × 5.0 dBi |

## Ceiling Mount 802.11ax Wi-Fi 6 AP




|                   |   |   |   |   |  |   |   |
|-------------------|---|---|---|---|--|---|---|
| Picture           |  |  |    |    |                                 |  |    |
| Model             | EAP670  | EAP660 HD   | EAP653  | EAP650  | EAP620 HD  | EAP613  | EAP610  |
| Product           | AX5400 Ceiling Mount Dual-Band Wi-Fi 6 Access Point                               | AX3600 Ceiling Mount Dual-Band Wi-Fi 6 Access Point                               | AX3000 Ceiling Mount Dual-Band Wi-Fi 6 Access Point   | AX3000 Ceiling Mount Dual-Band Wi-Fi 6 Access Point   | AX1800 Ceiling Mount Dual-Band Wi-Fi 6 Access Point  | AX1800 Ceiling Mount Dual-Band Wi-Fi 6 Access Point                                 | AX1800 Ceiling Mount Dual-Band Wi-Fi 6 Access Point   |
| Speed             | 2.4 GHz: 574 Mbps<br>5 GHz: 4804 Mbps   | 2.4 GHz: 1148 Mbps<br>5 GHz: 2402 Mbps  | 2.4 GHz: 574 Mbps<br>5 GHz: 2402 Mbps   | 2.4 GHz: 574 Mbps<br>5 GHz: 2402 Mbps   | 2.4 GHz: 574 Mbps<br>5 GHz: 1201 Mbps  | 2.4 GHz: 574 Mbps<br>5 GHz: 1201 Mbps   | 2.4 GHz: 574 Mbps<br>5 GHz: 1201 Mbps   |
| Ethernet Port     | 1x 2.5Gbps Ethernet Port  | 1x 2.5Gbps Ethernet Port  | 1x Gigabit Ethernet Port  | 1x Gigabit Ethernet Port  | 1x Gigabit Ethernet Port   | 1x Gigabit Ethernet Port  | 1x Gigabit Ethernet Port  |
| Power Supply      | 802.3at PoE or 12V/1.5A DC  | 802.3at PoE or 12V/2A DC  | <b>V2:</b><br>48V Passive PoE or 802.3at PoE or 12V/1.2A DC<br>PoE Adapter Is Not Included<br><b>V1:</b><br>EU: 48V Passive PoE or 802.3at PoE or 12V/1A DC<br>US: 48V Passive PoE or 802.3at PoE or 12V/1.5A DC<br>PoE Adapter Is Not Included | <b>V2:</b><br>48V Passive PoE or 802.3at PoE or 12V/1.2A DC<br><b>V1:</b><br>EU: 48V Passive PoE or 802.3at PoE or 12V/1A DC<br>US: 48V Passive PoE or 802.3at PoE or 12V/1.5A DC | <b>V3:</b> 48V Passive PoE or 802.3at PoE or 12V/1.5A DC<br><b>V2:</b> 48V Passive PoE or 802.3at PoE or 12V/1A DC | 48V Passive PoE or 802.3at PoE or 12V/1A DC<br>PoE Adapter Is Not Included          | <b>V3 &amp; V1:</b> 48V Passive PoE or 802.3at PoE or 12V/1A DC<br><b>V2:</b> 48V Passive PoE or 802.3at PoE or 12V/1.5A DC |
| Internal Antennas | 2.4 GHz: 2x 4 dBi<br>5 GHz: 4x 5 dBi  | 2.4 GHz: 4x 4 dBi<br>5 GHz: 4x 5 dBi  | <b>V2:</b><br>2.4 GHz: 2x 3 dBi<br>5 GHz: 3x 5 dBi (one auxiliary antenna included)<br><b>V1:</b><br>2.4 GHz: 2x 4 dBi<br>5 GHz: 2x 5 dBi   | <b>V2:</b><br>2.4 GHz: 2x 3 dBi<br>5 GHz: 3x 5 dBi (one auxiliary antenna included)<br><b>V1:</b><br>2.4 GHz: 2x 4 dBi<br>5 GHz: 2x 5 dBi   | 2.4 GHz: 2x 4 dBi<br>5 GHz: 2x 5 dBi   | 2.4 GHz: 2x 4 dBi<br>5 GHz: 2x 5 dBi  | 2.4 GHz: 2x 4 dBi<br>5 GHz: 2x 5 dBi  |







## Ceiling Mount 802.11n/ac AP

| Picture           |  |  |  |   |  |  |
|-------------------|---|---|---|---|---|---|
| Model             | EAP265 HD   | EAP245  | EAP225  | EAP223  | EAP115  | EAP110  |
| Product           | AC1750 Wireless MU-MIMO Gigabit Ceiling Mount Access Point                        | AC1750 Wireless MU-MIMO Gigabit Ceiling Mount Access Point                        | AC1350 Wireless MU-MIMO Gigabit Ceiling Mount Access Point                        | AC1350 Wireless MU-MIMO Gigabit Ceiling Mount Access Point  | 300Mbps Wireless N Ceiling Mount Access Point                                       | 300Mbps Wireless N Ceiling Mount Access Point                                       |
| Speed             | 2.4 GHz: 450Mbps<br>5 GHz: 1300Mbps   | 2.4 GHz: 450Mbps<br>5 GHz: 1300Mbps   | 2.4 GHz: 450Mbps<br>5 GHz: 867Mbps  | 2.4 GHz: 450Mbps<br>5 GHz: 867Mbps  | 2.4 GHz: 300Mbps  | 2.4 GHz: 300Mbps  |
| Ethernet Port     | 2x Gigabit Ethernet Port  | 2x Gigabit Ethernet Port  | 1x Gigabit Ethernet Port  | 1x Gigabit Ethernet Port  | 1x 10/100Mbps Ethernet Port   | 1x 10/100Mbps Ethernet Port   |
| Power Supply      | 802.3af PoE / 48 V Passive PoE  | 802.3af PoE / 48 V Passive PoE  | V5: 802.3af/at PoE/48 V Passive PoE<br>V4: 802.3af PoE /24V Passive PoE           | V2: 802.3af PoE /24V Passive PoE<br>PoE Adapter Is Not Included<br>V1: 802.3af/at PoE/48 V Passive PoE<br>PoE Adapter Is Not Included | 802.3af PoE / External 9 V/0.6 A DC power supply                                    | 24V Passive PoE   |
| Internal Antennas | 2.4 GHz: 3x 3.5 dBi<br>5 GHz: 3x 4 dBi  | 2.4 GHz: 3x 3.5 dBi<br>5 GHz: 3x 4 dBi  | 2.4 GHz: 3x 4 dBi<br>5 GHz: 2x 5 dBi  | 2.4 GHz: 3x 4 dBi<br>5 GHz: 2x 5 dBi  | 2x 4 dBi  | 2x 4 dBi  |






## Wall Plate 802.11ax AP

|                   |   |   |   |
|-------------------|---|---|---|
| Picture           |  |  |  |
| Model             | EAP655-Wall   | EAP650-Wall   | EAP615-Wall   |
| Product           | AX3000 Wall Plate Wi-Fi 6 Access Point  | AX3000 Wall Plate Wi-Fi 6 Access Point  | AX1800 Wall Plate Wi-Fi 6 Access Point  |
| Speed             | 2.4 GHz: 574 Mbps<br>5 GHz: 2402 Mbps   | 2.4 GHz: 574 Mbps<br>5 GHz: 2402 Mbps   | 2.4 GHz: 574 Mbps<br>5 GHz: 1201 Mbps   |
| Ethernet Port     | 4x Gigabit Ethernet Port  | 2x Gigabit Ethernet Port  | 4x Gigabit Ethernet Port  |
| Power Supply      | 802.3af/at PoE  | 802.3afPoE  | 802.3af/at PoE  |
| Internal Antennas | 2.4 GHz: 2x 3 dBi<br>5 GHz: 2x 5 dBi  | 2.4 GHz: 2x 3 dBi<br>5 GHz: 2x 5 dBi  | 2.4 GHz: 2x 4 dBi<br>5 GHz: 2x 4 dBi  |

## Wall Plate 802.11n/ac AP

|                   |   |   |   |   |
|-------------------|---|---|---|---|
| Picture           |  |  |  |  |
| Model             | EAP235-Wall   | EAP230-Wall   | EAP225-Wall   | EAP115-Wall   |
| Product           | Omada AC1200 Wireless MU-MIMO Gigabit Wall Plate Access Point                     | Omada AC1200 Wireless MU-MIMO Gigabit Wall-Plate Access Point                     | Omada AC1200 Wireless MU-MIMO Wall-Plate Access Point                               | 300Mbps Wireless N Wall-Plate Access Point  |
| Speed             | 2.4 GHz: 300 Mbps<br>5 GHz: 867 Mbps  | 2.4 GHz: 300 Mbps<br>5 GHz: 867 Mbps  | 2.4 GHz: 300 Mbps<br>5 GHz: 867 Mbps  | 2.4 GHz: 300 Mbps   |
| Ethernet Port     | 4x Gigabit Ethernet Port  | 2x Gigabit Ethernet Port  | 4x 10/100Mbps Ethernet Port   | 2x 10/100Mbps Ethernet Port   |
| Power Supply      | 802.3af/at PoE  | 802.3af PoE   | 802.3af/at PoE  | 802.3af PoE   |
| Internal Antennas | 2.4 GHz: 2x 4 dBi<br>5 GHz: 2x 4 dBi  | 2.4 GHz: 2x 4 dBi<br>5 GHz: 2x 3.6 dBi  | 2.4 GHz: 2x 3 dBi<br>5 GHz: 2x 4 dBi  | 2x 1.8 dBi  |

## Outdoor 802.11n/ac/ax AP

|                   |   |   |   |   |   |
|-------------------|---|---|---|---|---|
| Picture           |  |  |  |  |  |
| Model             | EAP650-Outdoor  | EAP610-Outdoor  | EAP225-Outdoor  | EAP113-Outdoor  | EAP110-Outdoor  |
| Product           | AX3000 Indoor/Outdoor Wi-Fi 6 Access Point  | AX1800 Indoor/Outdoor Wi-Fi 6 Access Point  | AC1200 Wireless MU-MIMO Gigabit Indoor/Outdoor Access Point                         | 300Mbps Wireless N Outdoor Access Point   | 300Mbps Wireless N Outdoor Access Point   |
| Speed             | 2.4 GHz: 574 Mbps<br>5 GHz: 2402 Mbps   | 2.4 GHz: 574 Mbps<br>5 GHz: 1201 Mbps   | 2.4 GHz: 300Mbps<br>5 GHz: 867Mbps  | 2.4 GHz: 300Mbps  | 2.4 GHz: 300Mbps  |
| Ethernet Port     | 1x Gigabit Ethernet Port  | 1x Gigabit Ethernet Port  | 1x Gigabit Ethernet Port  | 1x 10/100Mbps Ethernet Port   | 1x 10/100Mbps Ethernet Port   |
| Power Supply      | 802.3at PoE / 48V Passive PoE   | 802.3at PoE / 48V Passive PoE   | 802.3af PoE / 24V Passive PoE   | 802.3af PoE / 48V Passive PoE   | 24V Passive PoE   |
| Internal Antennas | 2 Internal Dual-Band Omni Antennas<br>2.4 GHz: 4 dBi; 5 GHz: 5 dBi                  | 2 Internal Dual-Band Omni Antennas<br>2.4 GHz: 4 dBi; 5 GHz: 5 dBi                  | 2 Dual-Band Omni Antennas (External Detachable)<br>2.4 GHz: 3 dBi; 5 GHz: 4 dBi     | 2 Omni Antennas (External Detachable)<br>2.4 GHz: 3 dBi                               | 2 Omni Antennas (External Detachable)<br>2.4 GHz: 3 dBi                               |

# Specifications

## Ceiling Mount 802.11ax Wi-Fi 6E AP

|                        |                                    |   |
|------------------------|------------------------------------|---|
| Model                  |                                    | EAP690E HD  |
| Name                   |                                    | AXE11000 Ceiling Mount Quad-Band Wi-Fi 6E Access Point  |
| Main Design            | LAN Interfaces                     | 1x 10Gbps Ethernet Port   |
|                        | Wi-Fi Standards                    | IEEE 802.11 a/b/g/n/ac/ax   |
|                        | Maximum Data Rate                  | 1148 Mbps (2.4 GHz) + 2402 Mbps (5 GHz-1) + 2402 Mbps (5 GHz-2) + 4804 Mbps (6 GHz)   |
|                        | Wireless Client Capacity           | 2000+   |
|                        | Antennas                           | 2.4 GHz: 4 × 4.0 dBi, 5 GHz-1: 4 × 5.0 dBi (Smart Antennas), 5 GHz-2: 4 × 5.5 dBi (Smart Antennas), 6 GHz: 4 × 5.0 dBi  |
|                        | Bluetooth                          | 1 × 4.0 dBi, Bluetooth 5.2<br>*Firmware update may be required.   |
|                        | Transmit Power                     | CE: < 20 dBm (2.4 GHz, EIRP); < 23 dBm (5 GHz, band 1&band 2, EIRP); < 30 dBm (5 GHz, band 3, EIRP); <23dBm (6 GHz, EIRP)<br>FCC:< 28 dBm (2.4 GHz); < 28 dBm (5 GHz, band 1); < 28 dBm (5 GHz, band 4); < 25 dBm (6 GHz) |
| Centralized Management | Omada Software Controller          | •   |
|                        | Omada Hardware Controller          | •   |
|                        | Omada APP                          | •   |
| Security               | Captive Portal Authentication      | •   |
|                        | Access Control                     | •   |
|                        | Maximum number of MAC Filter       | 4000  |
|                        | Wireless Isolation between Clients | •   |
|                        | VLAN                               | •   |
|                        | Rogue AP Detection                 | •   |
|                        | Wireless Encryption                | WPA-Personal/Enterprise, WPA2-Personal/Enterprise, WPA3-Personal/Enterprise, OWE  |
| 802.1X Support         | •                                  |   |
| Wireless Function      | Multiple SSIDs                     | 32 (8 on each band)   |
|                        | Enable/Disable Wireless Radio      | •   |
|                        | Enable/Disable SSID Broadcast      | •   |
|                        | Guest Network                      | •   |
|                        | Automatic Channel Assignment       | •   |
|                        | Transmit Power Control             | Adjust transmit Power on dBm  |
|                        | QoS (WMM)                          | •   |
|                        | Seamless Roaming                   | •   |
|                        | Mesh                               | •   |
|                        | Beamforming                        | •   |
|                        | MU-MIMO                            | •   |
|                        | Rate Limit                         | Based on SSID/Client  |
|                        | Load Balance                       | •   |
|                        | Airtime Fairness                   | •   |
|                        | Band Steering                      | •   |
|                        | RADIUS Accounting                  | •   |
|                        | MAC Authentication                 | •   |
|                        | Reboot Schedule                    | •   |
|                        | Wireless Schedule                  | •   |
|                        | Wireless Statistics                | •   |
| Static IP/Dynamic IP   | •                                  |   |

## Ceiling Mount 802.11ax Wi-Fi 6E AP

| Model                  |                               | EAP690E HD   |
|------------------------|-------------------------------|--|
| Support Data Rates     | 802.11ax                      | 2.4G Band: 8 Mbps to 1148 Mbps (MCS0-MCS11, NSS = 1 to 4 HE20/40)<br>5G-1/5G-2 Band: 8 Mbps to 2402 Mbps (MCS0-MCS11, NSS = 1 to 4 HE20/40/80)<br>6G Band: 8 Mbps to 4804 Mbps (MCS0-MCS11, NSS = 1 to 4 HE20/40/80/160)   |
|                        | 802.11ac                      | 6.5 Mbps to 2166.7 Mbps (MCS0-MCS11, NSS = 1 to 4 VHT20/40/80)   |
|                        | 802.11n                       | 6.5 Mbps to 600 Mbps(MSC0-MCS31, HT20/40)  |
|                        | 802.11g                       | 6, 9, 12, 18, 24, 36, 48 ,54 Mbps  |
|                        | 802.11b                       | 1, 2, 5.5, 11 Mbps   |
|                        | 802.11a                       | 6, 9, 12, 18, 24, 36, 48 ,54 Mbps  |
| Management             | LED ON/OFF Control            | •  |
|                        | Management MAC Access Control | •  |
|                        | Web-based Management          | •  |
|                        | SNMP                          | v1, v2c, v3  |
|                        | SSH                           | •  |
|                        | Restore & Backup              | •  |
|                        | Firmware update via Web       | •  |
|                        | NTP                           | •  |
|                        | System Log                    | •  |
| Email Alerts           | •                             |  |
| Physical & Environment | Power Supply                  | 802.3bt PoE or 12V/4.5A DC   |
|                        | Maximum Power Consumption     | Support Smart Power Consumption Management<br>EU:<br>44.9 W (802.3bt, full functionality);<br>40.6 W (12/4.5A, full functionality);<br>25.5 W (802.3at, 5GHz-2 and 6 GHz off);<br>12.95 W (802.3af, radio off, only main chip and LAN working)<br>US:<br>50.5 W (802.3bt, full functionality);<br>44.2 W (12/4.5A, full functionality);<br>25.5 W (802.3at, 5GHz-2 and 6 GHz off);<br>12.95 W (802.3af, radio off, only main chip and LAN working) |
|                        | Reset                         | •  |
|                        | Mounting                      | Ceiling / Wall mouting (Kits included)   |
| Others                 | Certifications                | CE, FCC, RoHS, IC  |
|                        | Dimensions (W x D x H)        | 280 x 280 x 59.1 mm  |
|                        | Environment                   | Operating Temperature: 0 °C–40 °C (32 °F–104 °F);<br>Storage Temperature: -40 °C–70 °C (-40 °F–158 °F);<br>Operating Humidity: 10%–90% non-condensing;<br>Storage Humidity: 5%–90% non-condensing;   |

# Ceiling Mount 802.11ax Wi-Fi 6 AP

| Model                  |   | EAP670   | EAP660 HD   | EAP653   | EAP650   | EAP620 HD   | EAP613  | EAP610  |
|------------------------|---|--|---|--|--|---|---|---|
| Name                   |   | AX5400 Ceiling Mount Dual-Band Wi-Fi 6 Access Point  | AX3600 Ceiling Mount Dual-Band Wi-Fi 6 Access Point   | AX3000 Ceiling Mount Dual-Band Wi-Fi 6 Access Point  | AX3000 Ceiling Mount Dual-Band Wi-Fi 6 Access Point  | AX1800 Ceiling Mount Dual-Band Wi-Fi 6 Access Point   | AX1800 Ceiling Mount Dual-Band Wi-Fi 6 Access Point   | AX1800 Ceiling Mount Dual-Band Wi-Fi 6 Access Point |
| Main Design            | LAN Interfaces  | 1x 2.5Gbps Ethernet Port   | 1x 2.5Gbps Ethernet Port  | 1x Gigabit Ethernet Port   | 1x Gigabit Ethernet Port   | 1x Gigabit Ethernet Port  | 1x Gigabit Ethernet Port  | 1x Gigabit Ethernet Port                            |
|                        | Wi-Fi Standards   | IEEE 802.11 a/b/g/n/ac/ax  |   |  |  |   |   |   |
|                        | Maximum Data Rate   | 574 Mbps (2.4 GHz)<br>+4804 Mbps (5 GHz)   | 1148 Mbps (2.4 GHz)<br>+2402 Mbps (5 GHz)   | 574 Mbps (2.4 GHz)<br>+2402 Mbps (5 GHz)   | 574 Mbps (2.4 GHz)<br>+2402 Mbps (5 GHz)   | 574 Mbps (2.4 GHz)<br>+1201 Mbps (5 GHz)  | 574 Mbps (2.4 GHz)<br>+1201 Mbps (5 GHz)  | 574 Mbps (2.4 GHz)<br>+1201 Mbps (5 GHz)            |
|                        | Wireless Client Capacity  | 250+   | 1000+   | 250+   | 250+   | 1000+   | 250+  | 250+  |
|                        | Antennas  | 2.4 GHz: 2x 4 dBi<br>5 GHz: 4x 5 dBi   | 2.4 GHz: 4x 4 dBi<br>5 GHz: 4x 5 dBi  | V2:<br>2.4 GHz: 2x 3 dBi<br>5 GHz: 3x 5 dBi<br>(one auxiliary antenna included)<br>V1:<br>2.4 GHz: 2x 4 dBi<br>5 GHz: 2x 5 dBi   | V2:<br>2.4 GHz: 2x 3 dBi<br>5 GHz: 3x 5 dBi<br>(one auxiliary antenna included)<br>V1:<br>2.4 GHz: 2x 4 dBi<br>5 GHz: 2x 5 dBi               | 2.4 GHz: 2x 4 dBi<br>5 GHz: 2x 5 dBi  | 2.4 GHz: 2x 4 dBi<br>5 GHz: 2x 5 dBi  | 2.4 GHz: 2x 4 dBi<br>5 GHz: 2x 5 dBi                |
| Transmit Power         | CE: < 20 dBm (2.4 GHz, EIRP); < 23 dBm (5 GHz, band 1&band 2, EIRP); < 30 dBm (5 GHz, band 3, EIRP);<br>FCC: < 25 dBm (2.4 GHz); < 28 dBm (5 GHz) | CE: < 20 dBm (2.4GHz, EIRP); < 23dBm (5 GHz, band1&band 2, EIRP);< 30 dBm (5 GHz,band 3, EIRP);<br>FCC: < 26 dBm (2.4 GHz); < 26 dBm (5 GHz) | V2:<br>CE: < 20 dBm(2.4 GHz, EIRP); <23 dBm (5 GHz,band 1&band 2,EIRP); < 27 dBm(5 GHz, band 3,EIRP);<br>FCC: < 24 dBm(2.4 GHz); < 25dBm (5 GHz)<br>V1:<br>CE: < 20 dBm (2.4 GHz, EIRP); < 23 dBm (5 GHz, band1&band 2, EIRP); < 27 dBm (5 GHz, band 3, EIRP);<br>FCC: < 22 dBm (2.4 GHz); < 22 dBm (5 GHz) | V2:<br>CE: < 20 dBm(2.4 GHz, EIRP); <23 dBm (5 GHz,band 1&band 2,EIRP); < 27 dBm(5 GHz, band 3,EIRP);<br>FCC: < 24 dBm(2.4 GHz); < 25dBm (5 GHz)<br>V1:<br>CE: < 20 dBm (2.4 GHz, EIRP); < 23 dBm (5 GHz, band 1&band 2, EIRP); < 30 dBm (5 GHz, band 3, EIRP);<br>FCC: < 25 dBm (2.4 GHz); < 25 dBm (5 GHz) | CE: < 20 dBm (2.4GHz, EIRP); < 23dBm (5 GHz, band1&band 2, EIRP);< 30 dBm (5 GHz,band 3, EIRP);<br>FCC: < 25 dBm (2.4 GHz); < 25 dBm (5 GHz) | CE: < 20 dBm (2.4 GHz, EIRP); < 23 dBm (5 GHz, band 1&band 2, EIRP); < 30 dBm (5 GHz, band 3, EIRP);<br>FCC: < 25 dBm (2.4 GHz); < 25 dBm (5 GHz) | CE: < 20 dBm (2.4 GHz, EIRP); < 23 dBm (5 GHz, band 1&band 2, EIRP); < 30 dBm (5 GHz, band 3, EIRP);<br>FCC: < 25 dBm (2.4 GHz); < 25 dBm (5 GHz) |   |
| Centralized Management | Omada Software Controller   | •  |   |  |  |   |   |   |
|                        | Omada Hardware Controller   | •  |   |  |  |   |   |   |
|                        | Omada APP   | •  |   |  |  |   |   |   |

## Ceiling Mount 802.11ax Wi-Fi 6 AP

| Model                |                                    | EAP670  | EAP660 HD  | EAP653   | EAP650   | EAP620 HD  | EAP613   | EAP610   |  |
|----------------------|------------------------------------|---|--|--|--|--|--|--|--|
| Security             | Captive Portal Authentication      | •   |  |  |  |  |  |  |  |
|                      | Access Control                     | •   |  |  |  |  |  |  |  |
|                      | Maximum number of MAC Filter       | 4000  |  |  |  |  |  |  |  |
|                      | Wireless Isolation between Clients | •   |  |  |  |  |  |  |  |
|                      | VLAN                               | •   |  |  |  |  |  |  |  |
|                      | Rogue AP Detection                 | •   |  |  |  |  |  |  |  |
|                      | Wireless Encryption                | WPA-Personal/Enterprise, WPA2-Personal/Enterprise, WPA3-Personal/Enterprise |  |  |  |  |  |  |  |
|                      | 802.1X Support                     | •   |  |  |  |  |  |  |  |
| Wireless Function    | Multiple SSIDs                     | 16 (8 on each band)   |  |  |  |  |  |  |  |
|                      | Enable/Disable Wireless Radio      | •   |  |  |  |  |  |  |  |
|                      | Enable/Disable SSID Broadcast      | •   |  |  |  |  |  |  |  |
|                      | Guest Network                      | •   |  |  |  |  |  |  |  |
|                      | Automatic Channel Assignment       | •   |  |  |  |  |  |  |  |
|                      | Transmit Power Control             | Adjust transmit Power on dBm  |  |  |  |  |  |  |  |
|                      | QoS (WMM)                          | •   |  |  |  |  |  |  |  |
|                      | Seamless Roaming                   | •   |  |  |  |  |  |  |  |
|                      | Mesh                               | •   |  |  |  |  |  |  |  |
|                      | Beamforming                        | •   |  |  |  |  |  |  |  |
|                      | MU-MIMO                            | •   |  |  |  |  |  |  |  |
|                      | Rate Limit                         | Based on SSID/Client  |  |  |  |  |  |  |  |
|                      | Load Balance                       | •   |  |  |  |  |  |  |  |
|                      | Airtime Fairness                   | •   |  |  |  |  |  |  |  |
|                      | Band Steering                      | •   |  |  |  |  |  |  |  |
|                      | RADIUS Accounting                  | •   |  |  |  |  |  |  |  |
|                      | MAC Authentication                 | •   |  |  |  |  |  |  |  |
|                      | Reboot Schedule                    | •   |  |  |  |  |  |  |  |
|                      | Wireless Schedule                  | •   |  |  |  |  |  |  |  |
|                      | Wireless Statistics                | •   |  |  |  |  |  |  |  |
| Static IP/Dynamic IP | •                                  |   |  |  |  |  |  |  |  |
| Support Data Rates   | 802.11ax                           | 8 Mbps to 4804 Mbps (MCS0-MCS11, NSS = 1 to 4 HE20/40/80/160)               | 8 Mbps to 2402 Mbps (MCS0-MCS11, NSS = 1 to 4 HE20/40/80)      | 8 Mbps to 2402 Mbps (MCS0-MCS11, NSS = 1 to 2 HE20/40/80/160)      | 8 Mbps to 2402 Mbps (MCS0-MCS11, NSS = 1 to 2 HE20/40/80/160)      | 8 Mbps to 1201 Mbps (MCS0-MCS11, NSS = 1 to 2 HE20/40/80)      | 8 Mbps to 1201 Mbps (MCS0-MCS11, NSS = 1 to 2 HE20/40/80)      | 8 Mbps to 1201 Mbps (MCS0-MCS11, NSS = 1 to 2 HE20/40/80)      |  |
|                      | 802.11ac                           | 6.5 Mbps to 4333.3 Mbps (MCS0-MCS11, NSS = 1 to 4 VHT20/40/80/160)          | 6.5 Mbps to 2166.7 Mbps (MCS0-MCS11, NSS = 1 to 4 VHT20/40/80) | 6.5 Mbps to 2166.7 Mbps (MCS0-MCS11, NSS = 1 to 2 VHT20/40/80/160) | 6.5 Mbps to 2166.7 Mbps (MCS0-MCS11, NSS = 1 to 2 VHT20/40/80/160) | 6.5 Mbps to 1083.3 Mbps (MCS0-MCS11, NSS = 1 to 2 VHT20/40/80) | 6.5 Mbps to 1083.3 Mbps (MCS0-MCS11, NSS = 1 to 2 VHT20/40/80) | 6.5 Mbps to 1083.3 Mbps (MCS0-MCS11, NSS = 1 to 2 VHT20/40/80) |  |
|                      | 802.11n                            | 6.5 Mbps to 600 Mbps (MCS0-MCS31, HT20/40)                                  | 6.5 Mbps to 600 Mbps (MCS0-MCS31, HT20/40)                     | 6.5 Mbps to 300 Mbps (MCS0-MCS15, HT20/40)                         | 6.5 Mbps to 300 Mbps (MCS0-MCS15, HT20/40)                         | 6.5 Mbps to 300 Mbps (MCS0-MCS15, HT20/40)                     | 6.5 Mbps to 300 Mbps (MCS0-MCS15, HT20/40)                     | 6.5 Mbps to 300 Mbps (MCS0-MCS15, HT20/40)                     | 6.5 Mbps to 300 Mbps (MCS0-MCS15, HT20/40) |
|                      | 802.11g                            | 6, 9, 12, 18, 24, 36, 48, 54 Mbps   |  |  |  |  |  |  |  |
|                      | 802.11b                            | 1, 2, 5.5, 11 Mbps  |  |  |  |  |  |  |  |
|                      | 802.11a                            | 6, 9, 12, 18, 24, 36, 48, 54 Mbps   |  |  |  |  |  |  |  |

# Ceiling Mount 802.11ax Wi-Fi 6 AP

| Model                  |                               | EAP670   | EAP660 HD  | EAP653   | EAP650  | EAP620 HD  | EAP613   | EAP610  |
|------------------------|-------------------------------|--|--|--|---|--|--|---|
| Management             | LED ON/OFF Control            | •  |  |  |   |  |  |   |
|                        | Management MAC Access Control | •  |  |  |   |  |  |   |
|                        | Web-based Management          | •  |  |  |   |  |  |   |
|                        | SNMP                          | v1, v2c, v3  |  |  |   |  |  |   |
|                        | SSH                           | •  |  |  |   |  |  |   |
|                        | Restore & Backup              | •  |  |  |   |  |  |   |
|                        | Firmware update via Web       | •  |  |  |   |  |  |   |
|                        | NTP                           | •  |  |  |   |  |  |   |
|                        | System Log                    | •  |  |  |   |  |  |   |
|                        | Email Alerts                  | •  |  |  |   |  |  |   |
| Physical & Environment | Power Supply                  | 802.3at PoE or 12V/1.5A DC   | 802.3at PoE or 12V/2A DC   | V2:<br>48V Passive PoE or 802.3at PoE or 12V/1.2A DC PoE Adapter Is Not Included<br>V1:<br>EU: 48V Passive PoE or 802.3at PoE or 12V/1A DC<br>US: 48V Passive PoE or 802.3at PoE or 12V/1.5A DC<br>PoE Adapter Is Not Included | V2:<br>48V Passive PoE or 802.3at PoE or 12V/1.2A DC<br>V1:<br>EU: 48V Passive PoE or 802.3at PoE or 12V/1A DC<br>US: 48V Passive PoE or 802.3at PoE or 12V/1.5A DC             | V2: 48V Passive PoE or 802.3at PoE or 12V/1A DC<br>V3: 48V Passive PoE or 802.3at PoE or 12V/1.5A DC   | 48V Passive PoE or 802.3at PoE or 12V/1A DC PoE Adapter Is Not Included  | V1 & V3: 48V Passive PoE or 802.3at PoE or 12V/1A DC<br>V2: 48V Passive PoE or 802.3at PoE or 12V/1.5A DC   |
|                        | Maximum Power Consumption     | EU: 18.5 W (For PoE); 15 W (for DC)<br>US: 19.8 W (For PoE); 17.8 W (for DC) | EU: 18.5 W (For PoE); 15 W (for DC)<br>US: 22.5 W (For PoE); 18 W (for DC) | V2:<br>EU: 13.3 W (For PoE); 11.8 W (for DC)<br>US: 14.7 W (For PoE); 12.6 W (for DC)<br>V1:<br>EU: 13.07 W (For PoE); 11.76 W (for DC)<br>US: 13.98 W (For PoE); 12.58 W (for DC)   | V2:<br>EU: 13.3 W (For PoE); 11.8 W (for DC)<br>US: 14.7 W (For PoE); 12.6 W (for DC)<br>V1:<br>EU: 13.5 W (For PoE); 12.0 W (for DC)<br>US: 14.7 W (For PoE); 13.25 W (for DC) | V2:<br>EU: 12.8 W (For PoE); 10.8 W (for DC)<br>US: 13.9 W (For PoE); 11.8 W (for DC)<br>V3:<br>EU: 14.4 W (For PoE); 13.1 W (for DC)<br>US: 14.9 W (For PoE); 13.4 W (for DC) | EU: 10.6W (For PoE); 9.6W (for DC)<br>US: 10.9W (For PoE); 9.8W (for DC) | V1:<br>EU: 12.8 W (For PoE); 10.8 W (for DC)<br>US: 13.9 W (For PoE); 11.8 W (for DC)<br>V2:<br>EU: 13.7 W (For PoE); 12.3 W (for DC)<br>US: 14.2 W (For PoE); 12.8 W (for DC)<br>V3:<br>EU: 10.6W (For PoE); 9.6W (for DC)<br>US: 10.9W (For PoE); 9.8W (for DC) |
|                        | Reset                         | •  |  |  |   |  |  |   |
|                        | Mounting                      | Ceiling / Wall mouting (Kits included)                                       |  |  | Ceiling / Wall mouting (Kits included) / Junction Box mouting   |  |  |   |

## Ceiling Mount 802.11ax Wi-Fi 6 AP

| Model  |                        | EAP670   | EAP660 HD            | EAP653                 | EAP650                 | EAP620 HD              | EAP613                 | EAP610                 |
|--------|------------------------|--|----------------------|------------------------|------------------------|------------------------|------------------------|------------------------|
| Others | Certifications         | CE, FCC, RoHS, IC  |                      |                        |                        |                        |                        |                        |
|        | Dimensions (W x D x H) | 243 x 243 x 64<br>mm   | 243 x 243 x 64<br>mm | 160 x 160 x 33.6<br>mm | 160 x 160 x 33.6<br>mm | 160 x 160 x 33.6<br>mm | 160 x 160 x 33.6<br>mm | 160 x 160 x 33.6<br>mm |
|        | Environment            | Operating Temperature: 0 °C–40 °C (32 °F–104 °F);<br>Storage Temperature: -40 °C–70 °C (-40 °F–158 °F);<br>Operating Humidity: 10%–90% non-condensing;<br>Storage Humidity: 5%–90% non-condensing; |                      |                        |                        |                        |                        |                        |



## Ceiling Mount 802.11n/ac AP

| Model                  |                                    | EAP265 HD   | EAP245  | EAP225  | EAP223  | EAP115                                 | EAP110                                 |
|------------------------|------------------------------------|---|---|---|---|--|--|
| Name                   |                                    | AC1750<br>Wireless MU-MIMO Gigabit<br>Ceiling Mount<br>Access Point                               | AC1750<br>Wireless MU-MIMO Gigabit<br>Ceiling Mount<br>Access Point                               | AC1350<br>Wireless MU-MIMO Gigabit<br>Ceiling Mount<br>Access Point                               | AC1350<br>Wireless MU-MIMO Gigabit<br>Ceiling Mount<br>Access Point                               | 300 Mbps<br>Wireless N<br>Access Point | 300 Mbps<br>Wireless N<br>Access Point |
| Main Design            | LAN Interfaces                     | 2x Gigabit Ethernet Port  |   | 1x Gigabit Ethernet Port  |   | 1x 10/100 Mbps Ethernet Port           |  |
|                        | Wi-Fi Standards                    | IEEE 802.11 a/b/g/n/ac  |   |   |   | IEEE 802.11 a/b/g/n                    |  |
|                        | Maximum Data Rate                  | 450 Mbps (2.4 GHz) + 1300 Mbps (5 GHz)  |   | 450 Mbps (2.4 GHz) + 876 Mbps (5 GHz)   |   | 300 Mbps (2.4 GHz)                     |  |
|                        | Wireless Client Capacity           | 500+  | 220+  | 220+  | 220+  | 100+                                   |  |
|                        | Antennas                           | 2.4G: 3x 3.5 dBi<br>5GHz: 3x 4 dBi  | 2.4 GHz: 3x 3.5 dBi, 5 GHz: 3x 4 dBi  | 2.4 GHz: 3x 4 dBi, 5 GHz: 2x 5 dBi  | 2.4 GHz: 3x 4 dBi, 5 GHz: 2x 5 dBi  | 2x 4 dBi                               |  |
|                        | Transmit Power                     | CE: < 20 dBm (2.4 GHz, EIRP); < 28 dBm (5 GHz, EIRP)<br>FCC: < 24 dBm (2.4 GHz); < 24 dBm (5 GHz) | CE: < 20 dBm (2.4 GHz, EIRP); < 28 dBm (5 GHz, EIRP)<br>FCC: < 24 dBm (2.4 GHz); < 24 dBm (5 GHz) | CE: < 20 dBm (2.4 GHz, EIRP); < 27 dBm (5 GHz, EIRP)<br>FCC: < 24 dBm (2.4 GHz); < 22 dBm (5 GHz) | CE: < 20 dBm (2.4 GHz, EIRP); < 27 dBm (5 GHz, EIRP)<br>FCC: < 24 dBm (2.4 GHz); < 22 dBm (5 GHz) | CE: < 19 dBm (EIRP), FCC: < 21 dBm     |  |
| Centralized Management | Omada Software Controller          | •   |   |   |   |  |  |
|                        | Omada Hardware Controller          | •   |   |   |   |  |  |
|                        | Omada APP                          | •   |   |   |   |  |  |
| Security               | Captive Portal Authentication      | •   |   |   |   |  |  |
|                        | Access Control                     | •   |   |   |   |  |  |
|                        | Maximum number of MAC Filter       | 4000  |   |   |   |  |  |
|                        | Wireless Isolation between Clients | •   |   |   |   |  |  |
|                        | VLAN                               | •   |   |   |   |  |  |
|                        | Rogue AP Detection                 | •   |   |   |   |  |  |
|                        | Wireless Encryption                | WPA-Personal/Enterprise, WPA2-Personal/Enterprise   |   |   |   |  |  |
| 802.1X Support         | •                                  |   |   |   |   |  |  |

## Ceiling Mount 802.11n/ac AP

| Model                |                               | EAP265 HD  | EAP245 | EAP225   | EAP223 | EAP115                                     | EAP110 |
|----------------------|-------------------------------|--|--------|--|--------|--|--------|
| Wireless Function    | Multiple SSIDs                | 16 (8 on each band)<br>*15 SSIDs (8 for 2.4GHz, 7 for 5GHz): EAP225 V5, EAP223 V1, EAP245 V4 |        |  |        | 8  |        |
|                      | Enable/Disable Wireless Radio | •  |        |  |        |  |        |
|                      | Enable/Disable SSID Broadcast | •  |        |  |        |  |        |
|                      | Guest Network                 | •  |        |  |        |  |        |
|                      | Automatic Channel Assignment  | •  |        |  |        |  |        |
|                      | Transmit Power Control        | Adjust transmit Power on dBm   |        |  |        |  |        |
|                      | QoS (WMM)                     | •  |        |  |        |  |        |
|                      | Seamless Roaming              | •  |        |  |        | -  |        |
|                      | Mesh                          | •  |        |  |        | -  |        |
|                      | Beamforming                   | •  |        |  |        | -  |        |
|                      | MU-MIMO                       | •  |        |  |        | -  |        |
|                      | Rate Limit                    | Based on SSID/Client   |        |  |        |  |        |
|                      | Load Balance                  | •  |        |  |        |  |        |
|                      | Airtime Fairness              | •  |        |  |        | -  |        |
|                      | Band Steering                 | •  |        |  |        | -  |        |
|                      | RADIUS Accounting             | •  |        |  |        |  |        |
|                      | MAC Authentication            | •  |        |  |        |  |        |
|                      | Reboot Schedule               | •  |        |  |        |  |        |
|                      | Wireless Schedule             | •  |        |  |        |  |        |
|                      | Wireless Statistics           | •  |        |  |        |  |        |
| Static IP/Dynamic IP | •                             |  |        |  |        |  |        |
| Support Data Rates   | 802.11ac                      | 6.5 Mbps to 1300 Mbps (MCS0-MCS9, NSS = 1 to 3 VHT20/40/80)                                  |        | 6.5 Mbps to 867 Mbps (MCS0-MCS9, NSS = 1 to 2 VHT20/40/80) |        | -  |        |
|                      | 802.11n                       | 6.5 Mbps to 450 Mbps (MCS0-MCS23, HT20/40)   |        |  |        | 6.5 Mbps to 300 Mbps (MCS0-MCS15, HT20/40) |        |
|                      | 802.11g                       | 6, 9, 12, 18, 24, 36, 48, 54 Mbps  |        |  |        |  |        |
|                      | 802.11b                       | 1, 2, 5.5, 11 Mbps   |        |  |        |  |        |
|                      | 802.11a                       | 6, 9, 12, 18, 24, 36, 48, 54 Mbps  |        |  |        | -  |        |
| Management           | LED ON/OFF Control            | •  |        |  |        |  |        |
|                      | Management MAC Access Control | •  |        |  |        |  |        |
|                      | Web-based Management          | •  |        |  |        |  |        |
|                      | SNMP                          | v1, v2c  |        |  |        |  |        |
|                      | SSH                           | •  |        |  |        |  |        |
|                      | Restore & Backup              | •  |        |  |        |  |        |
|                      | Firmware update via Web       | •  |        |  |        |  |        |
|                      | NTP                           | •  |        |  |        |  |        |
|                      | System Log                    | •  |        |  |        |  |        |
|                      | Email Alerts                  | •  |        |  |        |  |        |

## Ceiling Mount 802.11n/ac AP

| Model                  |                           | EAP265 HD  | EAP245   | EAP225   | EAP223   | EAP115  | EAP110  |
|------------------------|---------------------------|--|--|--|--|---|---|
| Physical & Environment | Power Supply              | 802.3af PoE or 48 V Passive PoE (+4,5 pins; -7,8 pins. PoE Adapter Included)   | 802.3af PoE or 48 V Passive PoE (+4,5 pins; -7,8 pins. PoE Adapter Included) | V4: 802.3af PoE or 24V Passive PoE (+4,5pins; -7,8 pins. PoE Adapter Included)<br>V5: 802.3af/ at PoE or 48 V Passive PoE (+4,5 pins; -7,8 pins. PoE Adapter Included) | V1: 802.3af/ at PoE or 48 V Passive PoE (+4,5 pins; -7,8 pins)<br>V2: 802.3af PoE or 24V Passive PoE (+4,5pins; -7,8 pins) PoE Adapter Is Not Included | 802.3af PoE or external 9 V/0.6 A DC power supply | 24 V Passive PoE (+4,5 pins; -7,8 pins. PoE Adapter Included) |
|                        | Maximum Power Consumption | 12.3 W   | 12.3 W   | V4: 12.6W<br>V5: EU: 9.7W (802.3at PoE or Passive PoE)<br>US: 12.1W (802.3at PoE or Passive PoE)   | V1: EU: 9.7W (802.3at PoE or Passive PoE)<br>US: 12.1W (802.3at PoE or Passive PoE)<br>V2: 12.6W   | 3.1 W   | 2.8 W   |
|                        | Reset                     | •  |  |  |  |   |   |
|                        | Mounting                  | Ceiling/Wall mounting (Kits included)  |  |  |  |   |   |
| Others                 | Certifications            | CE, FCC, RoHS  |  |  |  |   |   |
|                        | Dimensions (W x D x H)    | 205.5 x 181.5 x 37.1 mm  |  |  |  | 189.4 x 172.3 x 29.5 mm                           |   |
|                        | Environment               | Operating Temperature: 0 °C–40 °C (32 °F–104 °F)<br>Storage Temperature: -40 °C–70 °C (-40 °F–158 °F)<br>Operating Humidity: 10%–90% non-condensing<br>Storage Humidity: 5%–90% non-condensing |  |  |  |   |   |

# Wall Plate 802.11ax AP

| Model                  |                                    | EAP655-Wall   | EAP650-Wall   | EAP615-Wall  |
|------------------------|------------------------------------|---|---|--|
| Name                   |                                    | AX3000 Wall Plate Wi-Fi 6 Access Point  | AX3000 Wall Plate Wi-Fi 6 Access Point                                      | AX1800 Wall Plate Wi-Fi 6 Access Point   |
| Main Design            | LAN Interfaces                     | 4x Gigabit Ethernet Port  | 2x Gigabit Ethernet Port  | 4x Gigabit Ethernet Port   |
|                        | Wi-Fi Standards                    | IEEE 802.11 a/b/g/n/ac/ax   | IEEE 802.11 a/b/g/n/ac/ax   | IEEE 802.11 a/b/g/n/ac/ax  |
|                        | Maximum Data Rate                  | 574 Mbps (2.4 GHz) + 2402 Mbps (5 GHz)  | 574 Mbps (2.4 GHz) + 2402 Mbps (5 GHz)                                      | 574 Mbps (2.4 GHz) + 1201 Mbps (5 GHz)   |
|                        | Wireless Client Capacity           | 100+  | 100+  | 100+   |
|                        | Antennas                           | 2.4 GHz: 2x 3 dBi<br>5 GHz: 2x 5 dBi  | 2.4 GHz: 2x 3 dBi<br>5 GHz: 2x 5 dBi  | 2.4 GHz: 2x 3 dBi<br>5 GHz: 2x 4 dBi   |
|                        | Transmit Power                     | CE: < 20 dBm(2.4GHz, EIRP); <23dBm (5 GHz,band1&band 2,EIRP);< 27 dBm (5 GHz,band 3, EIRP); FCC: < 22 dBm (2.4 GHz); < 22 dBm (5 GHz) | CE: < 20 dBm (2.4 GHz, EIRP); < 22 dBm (5 GHz, EIRP)                        | CE: < 20 dBm (2.4 GHz, EIRP); < 23 dBm (5 GHz, EIRP) FCC: < 21 dBm (2.4 GHz, EIRP); < 21 dBm (5 GHz, EIRP) |
| Centralized Management | Omada Software Controller          | •   | •   | •  |
|                        | Omada Hardware Controller          | •   | •   | •  |
|                        | Omada APP                          | •   | •   | •  |
| Security               | Captive Portal Authentication      | •   | •   | •  |
|                        | Access Control                     | •   | •   | •  |
|                        | Maximum number of MAC Filter       | 4000  | 4000  | 4000   |
|                        | Wireless Isolation between Clients | •   | •   | •  |
|                        | VLAN                               | •   | •   | •  |
|                        | Rogue AP Detection                 | •   | •   | •  |
|                        | Wireless Encryption                | WPA-Personal/Enterprise, WPA2-Personal/Enterprise, WPA3-Personal/Enterprise   | WPA-Personal/Enterprise, WPA2-Personal/Enterprise, WPA3-Personal/Enterprise | WPA-Personal/Enterprise, WPA2-Personal/Enterprise, WPA3-Personal/Enterprise                                |
|                        | 802.1X Support                     | •   | •   | •  |
| Wireless Function      | Multiple SSIDs                     | 16 (8 on each band)   | 16 (8 on each band)   | 16 (8 on each band)  |
|                        | Enable/Disable Wireless Radio      | •   | •   | •  |
|                        | Enable/Disable SSID Broadcast      | •   | •   | •  |
|                        | Guest Network                      | •   | •   | •  |
|                        | Automatic Channel Assignment       | •   | •   | •  |
|                        | Transmit Power Control             | Adjust transmit Power on dBm  | Adjust transmit Power on dBm  | Adjust transmit Power on dBm   |
|                        | QoS (WMM)                          | •   | •   | •  |
|                        | Seamless Roaming                   | •   | •   | •  |
|                        | Mesh                               | -   | -   | -  |
|                        | Beamforming                        | •   | •   | •  |
|                        | MU-MIMO                            | -   | -   | •  |
|                        | Rate Limit                         | Based on SSID/Client  | Based on SSID/Client  | Based on SSID/Client   |
|                        | Load Balance                       | •   | •   | •  |
|                        | Airtime Fairness                   | •   | •   | -  |
|                        | Band Steering                      | •   | •   | •  |
|                        | RADIUS Accounting                  | •   | •   | •  |
|                        | MAC Authentication                 | •   | •   | •  |
|                        | Reboot Schedule                    | •   | •   | •  |
|                        | Wireless Schedule                  | •   | •   | •  |
|                        | Wireless Statistics                | •   | •   | •  |
| Static IP/Dynamic IP   | •                                  | •   | •   |  |

## Wall Plate 802.11ax AP

| Model                  |                               | EAP655-Wall  | EAP650-Wall  | EAP615-Wall  |
|------------------------|-------------------------------|--|--|--|
| Support Data Rates     | 802.11ax                      | 8 Mbps to 2402 Mbps (MCS0-MCS11, NSS = 1 to 2 HE20/40/80/160)  | 8 Mbps to 2402 Mbps (MCS0-MCS11, NSS = 1 to 2 HE20/40/80/160)  | 8 Mbps to 1201 Mbps (MCS0-MCS11, NSS = 1 to 2 HE20/40/80)  |
|                        | 802.11ac                      | 6.5 Mbps to 2166.7 Mbps (MCS0-MCS9, NSS = 1 to 2 VHT20/40/80/160)  | 6.5 Mbps to 2166.7 Mbps (MCS0-MCS9, NSS = 1 to 2 VHT20/40/80/160)  | 6.5 Mbps to 1083.3 Mbps (MCS0-MCS9, NSS = 1 to 2 VHT20/40/80)  |
|                        | 802.11n                       | 6.5 Mbps to 500 Mbps (MCS0-MCS15, 1024QAM, HT20/40)  | 6.5 Mbps to 500 Mbps (MCS0-MCS15, 1024QAM, HT20/40)  | 6.5 Mbps to 300 Mbps (MCS0-MCS15, HT20/40)   |
|                        | 802.11g                       | 6, 9, 12, 18, 24, 36, 48, 54 Mbps  | 6, 9, 12, 18, 24, 36, 48, 54 Mbps  | 6, 9, 12, 18, 24, 36, 48, 54 Mbps  |
|                        | 802.11b                       | 1, 2, 5.5, 11 Mbps   | 1, 2, 5.5, 11 Mbps   | 1, 2, 5.5, 11 Mbps   |
|                        | 802.11a                       | 6, 9, 12, 18, 24, 36, 48, 54 Mbps  | 6, 9, 12, 18, 24, 36, 48, 54 Mbps  | 6, 9, 12, 18, 24, 36, 48, 54 Mbps  |
| Management             | LED ON/OFF Control            | •  | •  | •  |
|                        | Management MAC Access Control | •  | •  | •  |
|                        | Web-based Management          | •  | •  | •  |
|                        | SNMP                          | v1, v2c, v3  | v1, v2c, v3  | v1, v2c, v3  |
|                        | SSH                           | •  | •  | •  |
|                        | Restore & Backup              | •  | •  | •  |
|                        | Firmware update via Web       | •  | •  | •  |
|                        | NTP                           | •  | •  | •  |
|                        | System Log                    | •  | •  | •  |
| Email Alerts           | •                             | •  | •  |  |
| Physical & Environment | Power Supply                  | 802.3af/at PoE   | 802.3af PoE  | 802.3af/at PoE   |
|                        | Maximum Power Consumption     | EU: 12W (802.3at PoE)<br>US: 12.6W (802.3at PoE)   | EU: 11.5 W (For 802.3af PoE)   | EU: 10W (802.3at PoE, PoE Out off)<br>US: 11.5W (802.3at PoE, PoE Out off)   |
|                        | Reset                         | •  | •  | •  |
|                        | Mounting                      | Wall mouting (Kits included)   | Wall mouting (Kits included)   | Wall Plate Mouting (Kits included)   |
| Others                 | Certifications                | FCC, RoHS  | CE, RoHS   | CE, FCC, RoHS  |
|                        | Dimensions (W x D x H)        | 143 x 86 x 42.6 mm   | 86 x 86 x 42.2 mm  | 143 x 86 x 20 mm   |
|                        | Environment                   | Operating Temperature: 0 °C–40 °C (32 °F–104 °F);<br>Storage Temperature: -40 °C–70 °C (-40 °F–158 °F);<br>Operating Humidity: 10%–90% non-condensing;<br>Storage Humidity: 5%–90% non-condensing; | Operating Temperature: 0 °C–40 °C (32 °F–104 °F);<br>Storage Temperature: -40 °C–70 °C (-40 °F–158 °F);<br>Operating Humidity: 10%–90% non-condensing;<br>Storage Humidity: 5%–90% non-condensing; | Operating Temperature: 0 °C–40 °C (32 °F–104 °F);<br>Storage Temperature: -40 °C–70 °C (-40 °F–158 °F);<br>Operating Humidity: 10%–90% non-condensing;<br>Storage Humidity: 5%–90% non-condensing; |

## Wall Plate 802.11n/ac AP

| Model                  |                                    | EAP235-Wall   | EAP230-Wall  | EAP225-Wall   | EAP115-Wall  |
|------------------------|------------------------------------|---|--|---|--|
| Name                   |                                    | AC1200 Wireless MU-MIMO Gigabit Wall Plate Access Point                                       | AC1200 Wireless MU-MIMO Gigabit Wall Plate Access Point                | AC1200 Wireless MU-MIMO Wall Plate Access Point   | 300 Mbps Wireless N Wall Plate Access Point                                    |
| Main Design            | LAN Interfaces                     | Uplink: 1x Gigabit Ethernet Port<br>Downlink: 3x Gigabit Ethernet Port (one supports PoE Out) | Uplink: 1x Gigabit Ethernet Port<br>Downlink: 1x Gigabit Ethernet Port | Uplink: 1x 10/100 Mbps Ethernet Port<br>Downlink: 3x 10/100 Mbps Ethernet Port (one supports PoE Out) | Uplink: 1x 10/100 Mbps Ethernet Port<br>Downlink: 1x 10/100 Mbps Ethernet Port |
|                        | Wi-Fi Standards                    | IEEE 802.11 a/b/g/n/ac  |  |   | IEEE 802.11 a/b/g/n  |
|                        | Maximum Data Rate                  | 300 Mbps (2.4 GHz) + 867 Mbps (5 GHz)   |  |   | 300 Mbps (2.4 GHz)   |
|                        | Wireless Client Capacity           | 200+  | 200+   | 200+  | 100+   |
|                        | Antennas                           | 2.4 GHz: 2x 4 dBi<br>5 GHz: 2x 4 dBi  | 2.4 GHz: 2x 4 dBi<br>5 GHz: 2x 3.6 dBi                                 | 2.4 GHz: 2x 3 dBi<br>5 GHz: 2x 4 dBi  | 2x 1.8 dBi   |
|                        | Transmit Power                     | CE: < 20 dBm (2.4 GHz); < 23 dBm (5 GHz)<br>FCC: < 21 dBm (2.4 GHz); < 21 dBm (5 GHz)         | CE: < 20 dBm (2.4 GHz, EIRP); < 23 dBm (5 GHz, EIRP)                   | CE: < 20 dBm (2.4 GHz, EIRP); < 23 dBm (5 GHz, EIRP)<br>FCC: < 21 dBm (2.4 GHz); < 21 dBm (5 GHz)     | CE: < 20 dBm   |
| Centralized Management | Omada Software Controller          | •   |  |   |  |
|                        | Omada Hardware Controller          | •   |  |   |  |
|                        | Omada APP                          | •   |  |   |  |
| Security               | Captive Portal Authentication      | •   |  |   |  |
|                        | Access Control                     | •   |  |   |  |
|                        | Maximum number of MAC Filter       | 4000  |  |   |  |
|                        | Wireless Isolation between Clients | •   |  |   |  |
|                        | VLAN                               | •   |  |   |  |
|                        | Rogue AP Detection                 | •   |  |   |  |
|                        | Wireless Encryption                | WPA-Personal/Enterprise, WPA2-Personal/Enterprise   |  |   |  |
|                        | 802.1X Support                     | •   |  |   |  |
| Wireless Function      | Multiple SSIDs                     | 16 (8 on each band)   |  |   | 8  |
|                        | Enable/Disable Wireless Radio      | •   |  |   |  |
|                        | Enable/Disable SSID Broadcast      | •   |  |   |  |
|                        | Guest Network                      | •   |  |   |  |
|                        | Automatic Channel Assignment       | •   |  |   |  |
|                        | Transmit Power Control             | Adjust transmit Power on dBm  |  |   |  |
|                        | QoS (WMM)                          | •   |  |   |  |
|                        | Seamless Roaming                   | -   |  |   |  |
|                        | Mesh                               | -   |  |   |  |
|                        | Beamforming                        | •   |  |   | -  |
|                        | MU-MIMO                            | •   |  |   | -  |
|                        | Rate Limit                         | Based on SSID/Client  |  |   |  |
|                        | Load Balance                       | •   |  |   |  |
|                        | Airtime Fairness                   | -   |  |   |  |
|                        | Band Steering                      | •   |  |   | -  |
|                        | RADIUS Accounting                  | •   |  |   |  |
|                        | MAC Authentication                 | •   |  |   |  |
|                        | Reboot Schedule                    | •   |  |   |  |
|                        | Wireless Schedule                  | •   |  |   |  |
|                        | Wireless Statistics                | •   |  |   |  |
| Static IP/Dynamic IP   | •                                  |   |  |   |  |

## Wall Plate 802.11n/ac AP

| Model                  |                               | EAP235-Wall  | EAP230-Wall           | EAP225-Wall             | EAP115-Wall           |
|------------------------|-------------------------------|--|-----------------------|-------------------------|-----------------------|
| Support Data Rates     | 802.11ac                      | 6.5 Mbps to 867 Mbps (MCS0-MCS9, NSS = 1 to 2 VHT20/40/80)   |                       |                         | -                     |
|                        | 802.11n                       | 6.5 Mbps to 300 Mbps (MCS0-MCS15, HT20/40)   |                       |                         |                       |
|                        | 802.11g                       | 6, 9, 12, 18, 24, 36, 48, 54 Mbps  |                       |                         |                       |
|                        | 802.11b                       | 1, 2, 5.5, 11 Mbps   |                       |                         |                       |
|                        | 802.11a                       | 6, 9, 12, 18, 24, 36, 48, 54 Mbps  |                       |                         | -                     |
| Management             | LED ON/OFF Control            | •  |                       |                         |                       |
|                        | Management MAC Access Control | •  |                       |                         |                       |
|                        | Web-based Management          | •  |                       |                         |                       |
|                        | SNMP                          | v1, v2c  |                       |                         |                       |
|                        | SSH                           | •  |                       |                         |                       |
|                        | Restore & Backup              | •  |                       |                         |                       |
|                        | Firmware update via Web       | •  |                       |                         |                       |
|                        | NTP                           | •  |                       |                         |                       |
|                        | System Log                    | •  |                       |                         |                       |
|                        | Email Alerts                  | •  |                       |                         |                       |
| Physical & Environment | Power Supply                  | 802.3af/at PoE   |                       |                         | 802.3af PoE           |
|                        | Maximum Power Consumption     | 9.8 W (Without PoE Out)  | 7 W                   | 9.8 W (Without PoE Out) | 2.8 W                 |
|                        | Reset                         | •  |                       |                         |                       |
|                        | Mounting                      | Wall Plate Mounting (Kits included)  |                       |                         |                       |
| Others                 | Certifications                | FCC, RoHS  | CE, RoHS              | CE, FCC, RoHS           | CE, RoHS              |
|                        | Dimensions (W x D x H)        | 143 x 86 x 20 mm   | 86.8 x 86.8 x 30.2 mm | 143 x 86 x 20 mm        | 86.8 x 86.8 x 30.2 mm |
|                        | Environment                   | Operating Temperature: 0 °C–40 °C (32 °F–104 °F);<br>Storage Temperature: -40 °C–70 °C (-40 °F–158 °F);<br>Operating Humidity: 10%–90% non-condensing;<br>Storage Humidity: 5%–90% non-condensing; |                       |                         |                       |

## Outdoor 802.11ax AP

| Model                  |                                    | EAP650-Outdoor   | EAP610-Outdoor   |
|------------------------|------------------------------------|--|--|
| Name                   |                                    | AX3000 Indoor/Outdoor Wi-Fi 6 Access Point   | AX1800 Indoor/Outdoor Wi-Fi 6 Access Point   |
| Main Design            | LAN Interfaces                     | 1x Gigabit Ethernet Port   | 1x Gigabit Ethernet Port   |
|                        | Wi-Fi Standards                    | IEEE 802.11a/b/g/n/ac/ax   | IEEE 802.11a/b/g/n/ac/ax   |
|                        | Maximum Data Rate                  | 574 Mbps (2.4 GHz) + 2402 Mbps (5 GHz)   | 574 Mbps (2.4 GHz) + 1201 Mbps (5 GHz)   |
|                        | Wireless Client Capacity           | 250+   | 250+   |
|                        | Antennas                           | 2 Internal Dual-Band Omni Antennas<br>2.4 GHz: 4 dBi; 5 GHz: 5 dBi                                 | 2 Internal Dual-Band Omni Antennas<br>2.4 GHz: 4 dBi; 5 GHz: 5 dBi                                 |
|                        | Transmit Power                     | CE: < 20 dBm (2.4 GHz, EIRP), < 30 dBm (5 GHz, EIRP);<br>FCC: < 25 dBm (2.4 GHz), < 25 dBm (5 GHz) | CE: < 20 dBm (2.4 GHz, EIRP), < 30 dBm (5 GHz, EIRP);<br>FCC: < 25 dBm (2.4 GHz), < 25 dBm (5 GHz) |
| Centralized Management | Omada Software Controller          | •  | •  |
|                        | Omada Hardware Controller          | •  | •  |
|                        | Omada APP                          | •  | •  |
| Security               | Captive Portal Authentication      | •  | •  |
|                        | Access Control                     | •  | •  |
|                        | Maximum number of MAC Filter       | 4000   | 4000   |
|                        | Wireless Isolation between Clients | •  | •  |
|                        | VLAN                               | •  | •  |
|                        | Rogue AP Detection                 | •  | •  |
|                        | Wireless Encryption                | WPA-Personal/Enterprise, WPA2-Personal/Enterprise, WPA3-Personal/Enterprise                        | WPA-Personal/Enterprise, WPA2-Personal/Enterprise, WPA3-Personal/Enterprise                        |
| 802.1X Support         | •                                  | •  |  |
| Wireless Function      | Multiple SSIDs                     | 16 (8 for each band)   | 16 (8 for each band)   |
|                        | Enable/Disable Wireless Radio      | •  | •  |
|                        | Enable/Disable SSID Broadcast      | •  | •  |
|                        | Guest Network                      | •  | •  |
|                        | Automatic Channel Assignment       | •  | •  |
|                        | Transmit Power Control             | Adjust transmit Power on dBm   | Adjust transmit Power on dBm   |
|                        | QoS (WMM)                          | •  | •  |
|                        | Seamless Roaming                   | •  | •  |
|                        | Mesh                               | •  | •  |
|                        | Beamforming                        | •  | •  |
|                        | MU-MIMO                            | •  | •  |
|                        | Rate Limit                         | Based on SSID/Client   | Based on SSID/Client   |
|                        | Load Balance                       | •  | •  |
|                        | Airtime Fairness                   | •  | •  |
|                        | Band Steering                      | •  | •  |
|                        | RADIUS Accounting                  | •  | •  |
|                        | MAC Authentication                 | •  | •  |
|                        | Reboot Schedule                    | •  | •  |
|                        | Wireless Schedule                  | •  | •  |
| Wireless Statistics    | •                                  | •  |  |
| Static IP/Dynamic IP   | •                                  | •  |  |
| Support Data Rates     | 802.11ax                           | 8Mbps to 2402Mbps(MCS0-MCS11, NSS = 1 to 2 HE20/40/80/160)   | 8 Mbps to 1201 Mbps (MCS0-MCS11, NSS = 1 to 2 HE20/40/80)  |
|                        | 802.11ac                           | 6.5 Mbps to 1083.3 Mbps (MCS0-MCS9, NSS = 1 to 2 VHT20/40/80)                                      | 6.5 Mbps to 1083.3 Mbps (MCS0-MCS9, NSS = 1 to 2 VHT20/40/80)                                      |
|                        | 802.11n                            | 6.5 Mbps to 300 Mbps (MCS0-MCS15, HT20/40)   | 6.5 Mbps to 300 Mbps (MCS0-MCS15, HT20/40)   |
|                        | 802.11g                            | 6, 9, 12, 18, 24, 36, 48, 54 Mbps  | 6, 9, 12, 18, 24, 36, 48, 54 Mbps  |
|                        | 802.11b                            | 1, 2, 5.5, 11 Mbps   | 1, 2, 5.5, 11 Mbps   |
|                        | 802.11a                            | 6, 9, 12, 18, 24, 36, 48, 54 Mbps  | 6, 9, 12, 18, 24, 36, 48, 54 Mbps  |



## Outdoor 802.11ax AP

| Model                  |                               | EAP650-Outdoor  | EAP610-Outdoor  |
|------------------------|-------------------------------|---|---|
| Management             | LED ON/OFF Control            | •   | •   |
|                        | Management MAC Access Control | •   | •   |
|                        | Web-based Management          | •   | •   |
|                        | SNMP                          | v1, v2c, v3   | v1, v2c, v3   |
|                        | SSH                           | •   | •   |
|                        | Restore & Backup              | •   | •   |
|                        | Firmware update via Web       | •   | •   |
|                        | NTP                           | •   | •   |
|                        | System Log                    | •   | •   |
| Email Alerts           | •                             | •   |   |
| Physical & Environment | Power Supply                  | 802.3at PoE or 48V Passive PoE (PoE Adapter Included)   | 802.3at PoE or 48V Passive PoE (PoE Adapter Included)   |
|                        | Maximum Power Consumption     | EU: 12.5W (802.3at PoE or Passive PoE)<br>US: 14.7W (802.3at PoE or Passive PoE)  | EU: 12.5W (802.3at PoE or Passive PoE)<br>US: 14.7W (802.3at PoE or Passive PoE)  |
|                        | Reset                         | •   | •   |
|                        | Mounting                      | Pole/Wall mouting (Kits included)   | Pole/Wall mouting (Kits included)   |
| Others                 | Certifications                | CE, FCC, RoHS   | CE, FCC, RoHS   |
|                        | Dimensions (W x D x H)        | 280.4 × 106.5 × 56.8 mm   | 280.4 × 106.5 × 56.8 mm   |
|                        | Environment                   | Operating Temperature: -30 °C–70 °C (-22 °F–158 °F);<br>Storage Temperature: -40 °C–70 °C (-40 °F–158 °F);<br>Operating Humidity: 10%–90% non-condensing;<br>Storage Humidity: 5%–90% non-condensing; | Operating Temperature: -30 °C–70 °C (-22 °F–158 °F);<br>Storage Temperature: -40 °C–70 °C (-40 °F–158 °F);<br>Operating Humidity: 10%–90% non-condensing;<br>Storage Humidity: 5%–90% non-condensing; |

## Outdoor 802.11n/ac AP

| Model                  |                                    | EAP225-Outdoor  | EAP113-Outdoor                                       | EAP110-Outdoor                                       |
|------------------------|------------------------------------|---|--|--|
| Name                   |                                    | AC1200 Wireless MU-MIMO Gigabit Indoor/Outdoor Access Point                                     | 300 Mbps Wireless N Outdoor Access Point             | 300 Mbps Wireless N Outdoor Access Point             |
| Main Design            | LAN Interfaces                     | 1 x Gigabit Ethernet Port   | 1 x 10/100 Mbps Ethernet Port                        | 1 x 10/100 Mbps Ethernet Port                        |
|                        | Wi-Fi Standards                    | IEEE 802.11 b/g/n/ac  | IEEE 802.11 b/g/n                                    | IEEE 802.11 b/g/n                                    |
|                        | Maximum Data Rate                  | 300 Mbps (2.4 GHz)<br>+ 867 Mbps (5 GHz)  | 300 Mbps (2.4 GHz)                                   | 300 Mbps (2.4 GHz)                                   |
|                        | Wireless Client Capacity           | 220+  | 100+   | 100+   |
|                        | Antennas                           | 2 Dual-Band Omni Antennas (External Detachable) 2.4 GHz: 3 dBi;<br>5 GHz: 5 dBi                 | 2 Omni Antennas (External Detachable) 2.4 GHz: 3 dBi | 2 Omni Antennas (External Detachable) 2.4 GHz: 3 dBi |
|                        | Transmit Power                     | CE: < 20 dBm (2.4 GHz, EIRP), < 27 dBm (5 GHz, EIRP); FCC: < 23 dBm (2.4 GHz), < 22 dBm (5 GHz) | CE: < 20 dBm (EIRP), FCC: < 22 dBm                   | CE: < 20 dBm (EIRP), FCC: < 22 dBm                   |
| Centralized Management | Omada Software Controller          | •   |  |  |
|                        | Omada Hardware Controller          | •   |  |  |
|                        | Omada APP                          | •   |  |  |
| Security               | Captive Portal Authentication      | •   |  |  |
|                        | Access Control                     | •   |  |  |
|                        | Maximum number of MAC Filter       | 4000  |  |  |
|                        | Wireless Isolation between Clients | •   |  |  |
|                        | VLAN                               | •   |  |  |
|                        | Rogue AP Detection                 | •   |  |  |
|                        | Wireless Encryption                | WPA-Personal/Enterprise, WPA2-Personal/Enterprise   |  |  |
|                        | 802.1X Support                     | •   |  |  |
| Wireless Function      | Multiple SSIDs                     | 16 (8 for each band)  | 8  | 8  |
|                        | Enable/Disable Wireless Radio      | •   |  |  |
|                        | Enable/Disable SSID Broadcast      | •   |  |  |
|                        | Guest Network                      | •   |  |  |
|                        | Automatic Channel Assignment       | •   |  |  |
|                        | Transmit Power Control             | Adjust transmit Power on dBm  |  |  |
|                        | QoS (WMM)                          | •   |  |  |
|                        | Seamless Roaming                   | •   | -  | -  |
|                        | Mesh                               | •   | -  | -  |
|                        | Beamforming                        | •   | -  | -  |
|                        | MU-MIMO                            | •   | -  | -  |
|                        | Rate Limit                         | Based on SSID/Client  |  |  |
|                        | Load Balance                       | •   |  |  |
|                        | Airtime Fairness                   | •   | -  | -  |
|                        | Band Steering                      | •   | -  | -  |
|                        | RADIUS Accounting                  | •   |  |  |
|                        | MAC Authentication                 | •   |  |  |
|                        | Reboot Schedule                    | •   |  |  |
|                        | Wireless Schedule                  | •   |  |  |
|                        | Wireless Statistics                | •   |  |  |
| Static IP/Dynamic IP   | •                                  |   |  |  |
| Support Data Rates     | 802.11ac                           | 6.5 Mbps to 867 Mbps (MCS0-MCS9, NSS=1 to 2 VHT20/40/80)  | -  | -  |
|                        | 802.11n                            | 6.5 Mbps to 300 Mbps (MCS0-MCS15, HT20/40)  |  |  |
|                        | 802.11g                            | 6, 9, 12, 18, 24, 36, 48, 54 Mbps   |  |  |
|                        | 802.11b                            | 1, 2, 5.5, 11 Mbps  |  |  |
|                        | 802.11a                            | 6, 9, 12, 18, 24, 36, 48, 54 Mbps   | -  | -  |

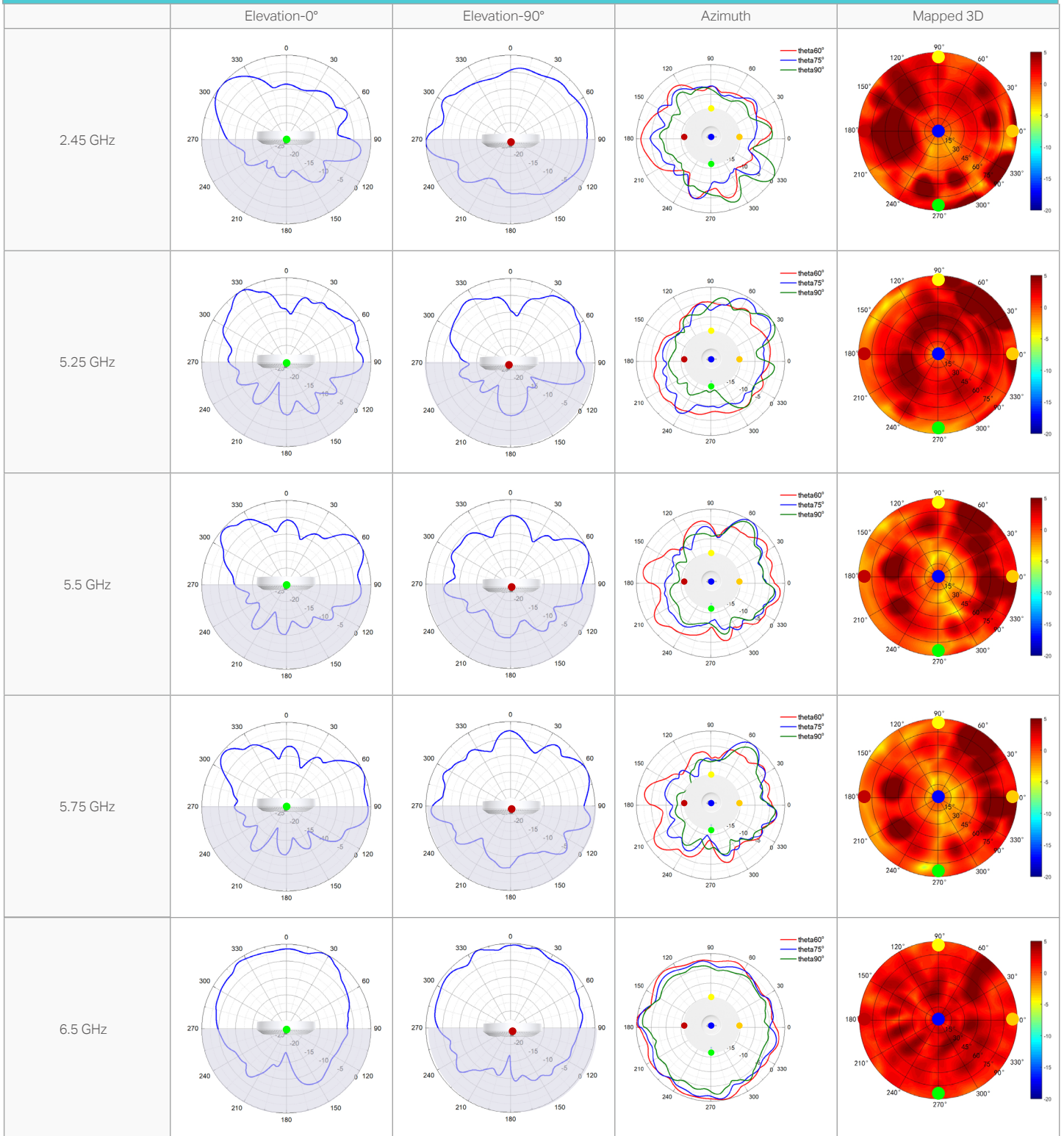
## Outdoor 802.11n/ac AP

| Model                  |                               | EAP225-Outdoor  | EAP113-Outdoor  | EAP110-Outdoor  |
|------------------------|-------------------------------|---|---|---|
| Management             | LED ON/OFF Control            | •   |   |   |
|                        | Management MAC Access Control | •   |   |   |
|                        | Web-based Management          | •   |   |   |
|                        | SNMP                          | v1, v2c   |   |   |
|                        | SSH                           | •   |   |   |
|                        | Restore & Backup              | •   |   |   |
|                        | Firmware update via Web       | •   |   |   |
|                        | NTP                           | •   |   |   |
|                        | System Log                    | •   |   |   |
|                        | Email Alerts                  | •   |   |   |
| Physical & Environment | Power Supply                  | 802.3af PoE or 24 V Passive PoE (+4,5 pins; -7,8 pins. PoE Adapter Included)  | 802.3af PoE / 48V Passive PoE   | 24 V Passive PoE (+4,5 pins; -7,8 pins. PoE Adapter Included)   |
|                        | Maximum Power Consumption     | 10.5W   | 3.1 W   | 3.1 W   |
|                        | Reset                         | •   |   |   |
|                        | Mounting                      | Pole/Wall mouting (Kits included)   |   |   |
| Others                 | Certifications                | CE, FCC, RoHS   |   |   |
|                        | Dimensions (W x D x H)        | 214.9 x 46 x 26.7 mm  |   |   |
|                        | Environment                   | Operating Temperature: -30 °C–70 °C (-22 °F–158 °F);<br>Storage Temperature: -40 °C–70 °C (-40 °F–158 °F);<br>Operating Humidity: 10%–90% non-condensing;<br>Storage Humidity: 5%–90% non-condensing; | Operating Temperature: -30 °C–65 °C (-22 °F–149 °F);<br>Storage Temperature: -40 °C–70 °C (-40 °F–158 °F);<br>Operating Humidity: 10%–90% non-condensing;<br>Storage Humidity: 5%–90% non-condensing; | Operating Temperature: -30 °C–65 °C (-22 °F–149 °F);<br>Storage Temperature: -40 °C–70 °C (-40 °F–158 °F);<br>Operating Humidity: 10%–90% non-condensing;<br>Storage Humidity: 5%–90% non-condensing; |

# Antenna Radiation Patterns

Ceiling Mount AP

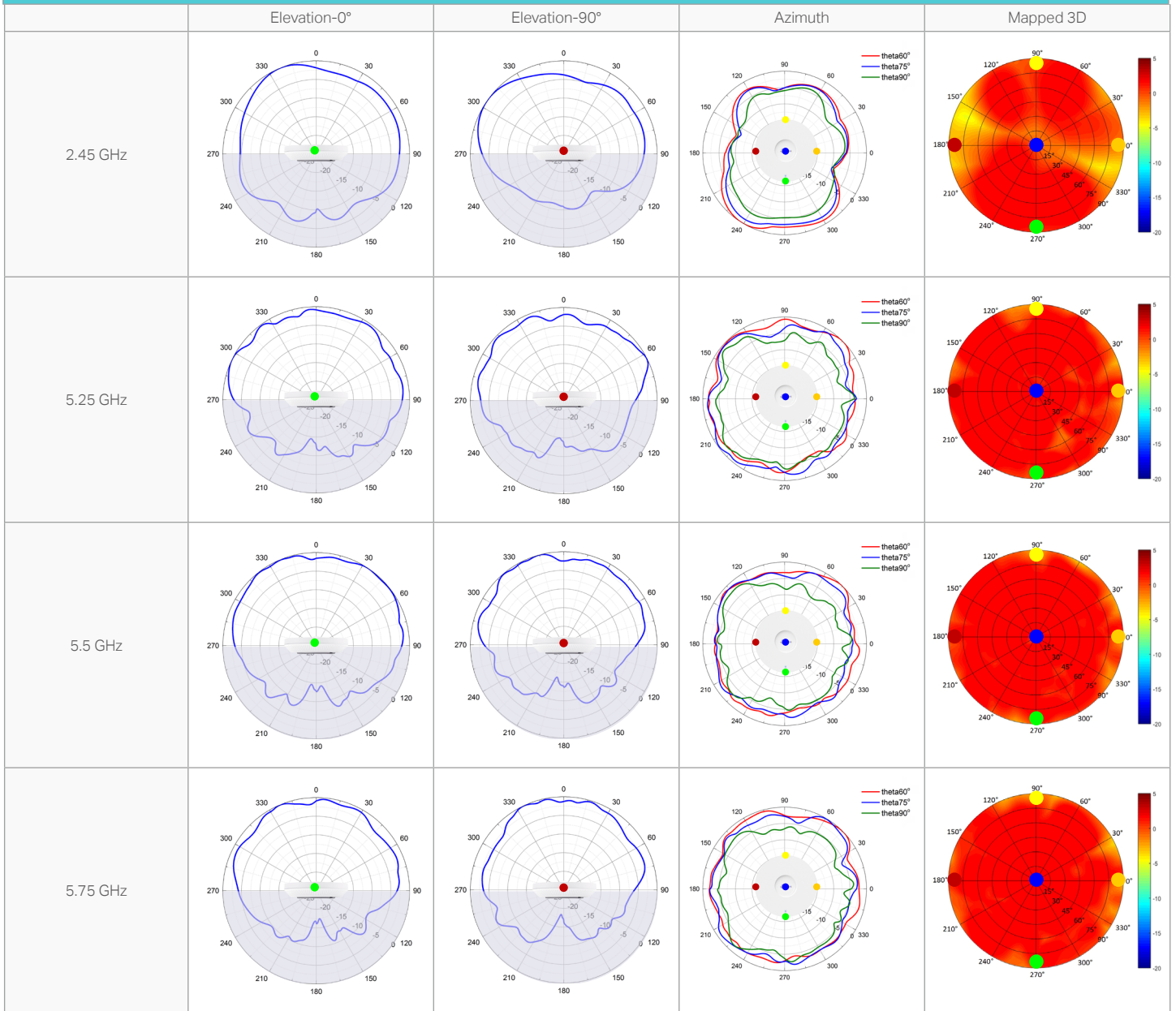
EAP690E HD



# Antenna Radiation Patterns

Ceiling Mount AP

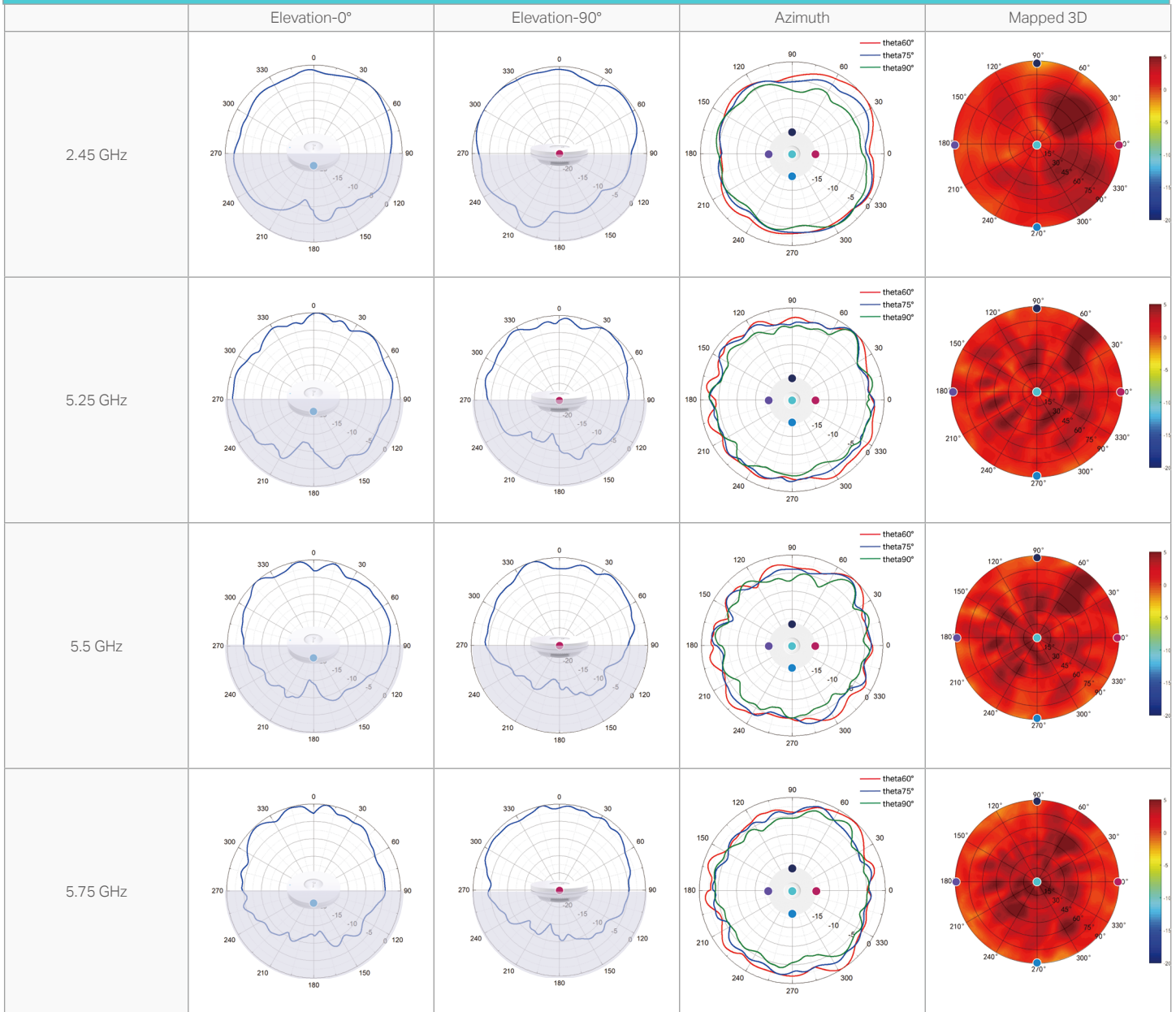
EAP670



# Antenna Radiation Patterns

Ceiling Mount AP

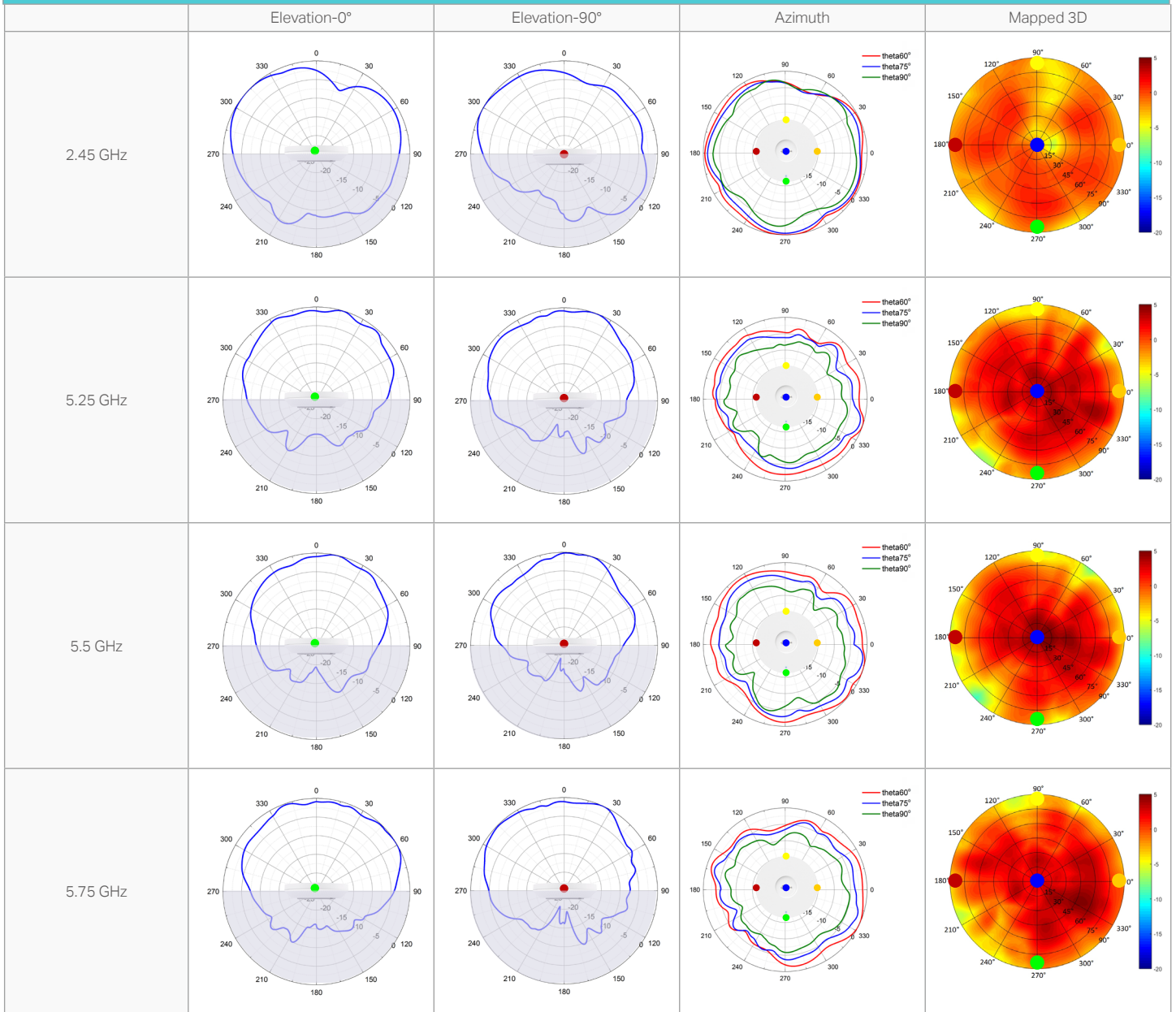
EAP660 HD



# Antenna Radiation Patterns

Ceiling Mount AP

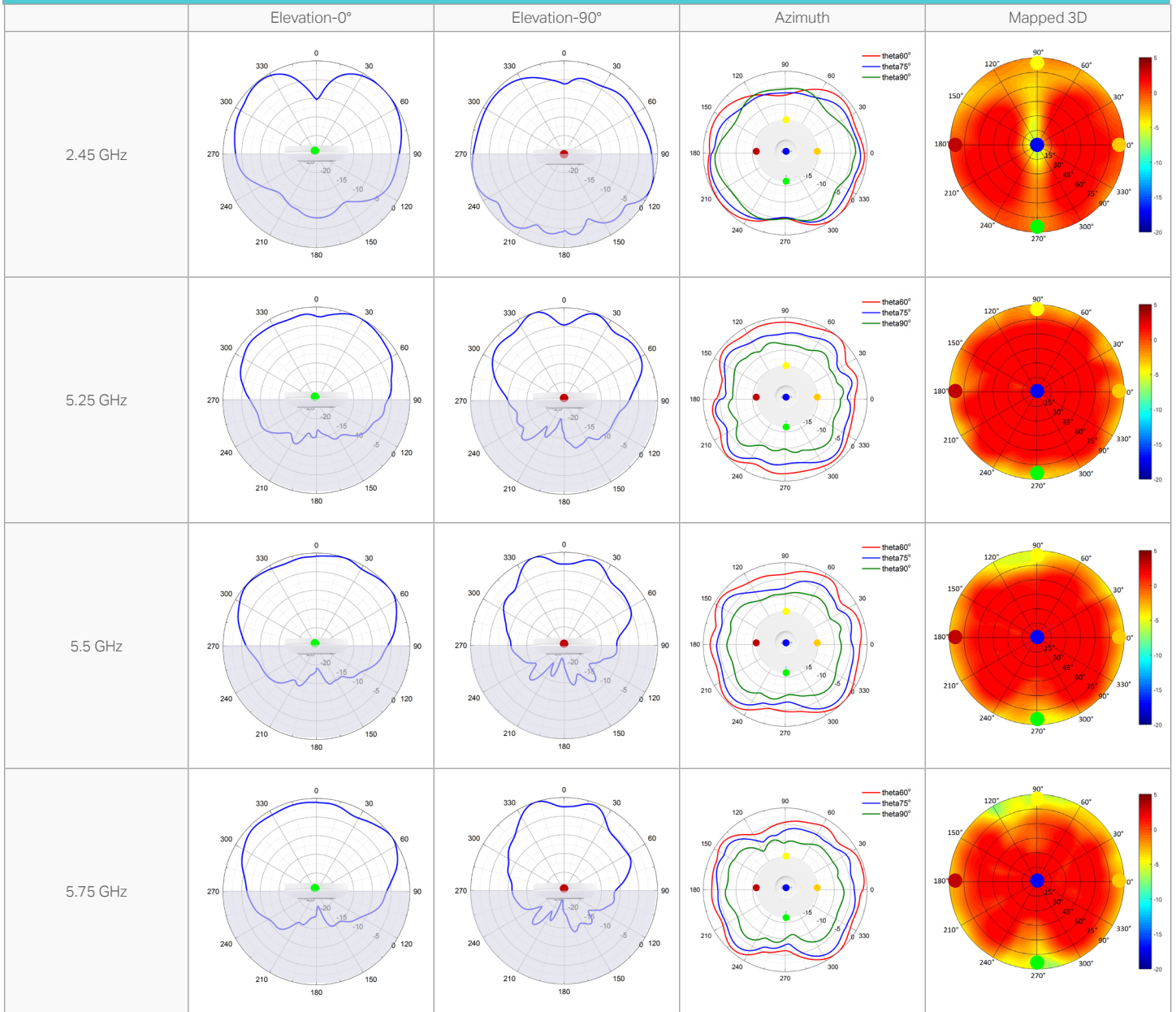
EAP653 V2/EAP650 V2



# Antenna Radiation Patterns

Ceiling Mount AP

EAP653 V1/EAP650 V1

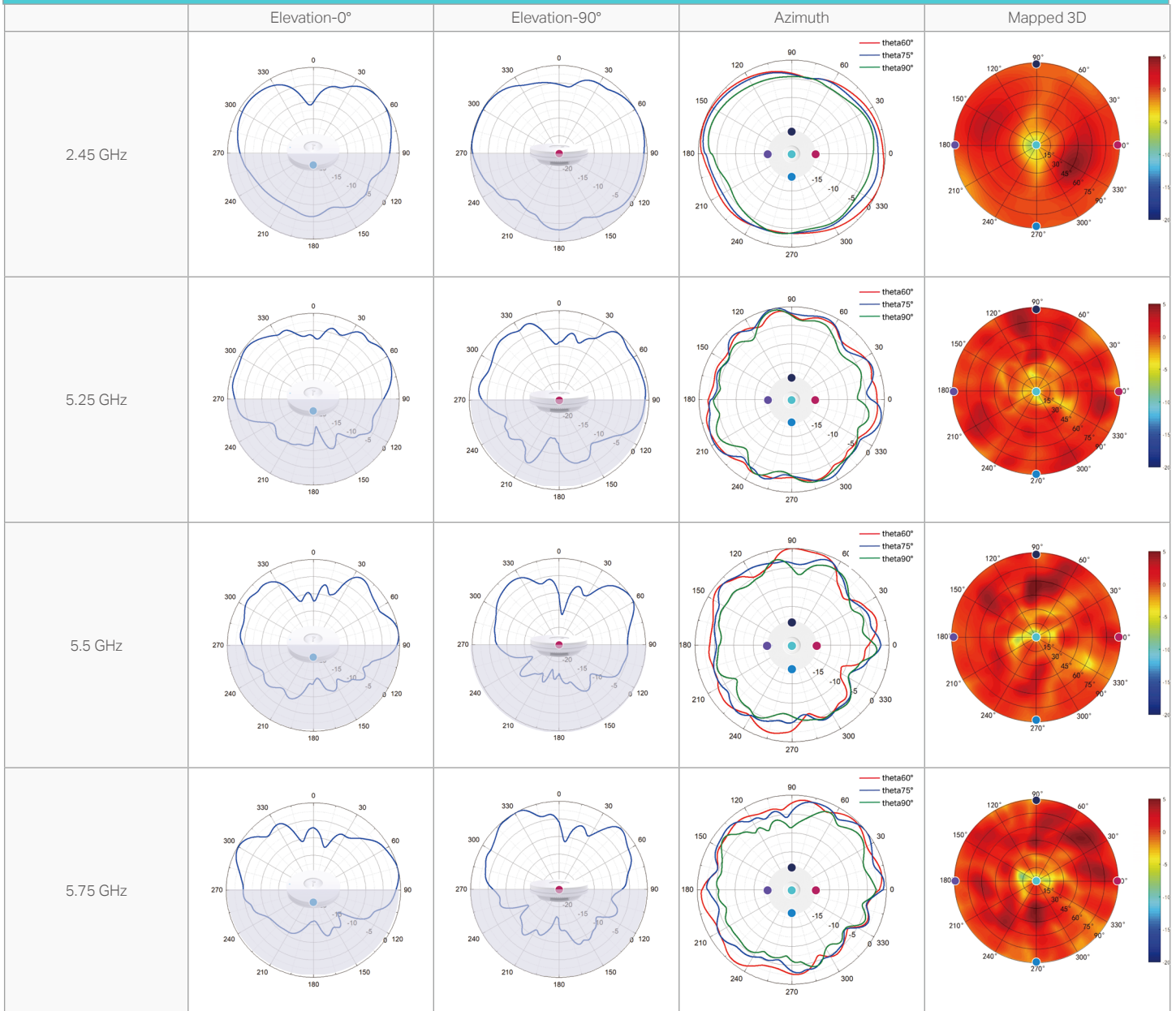




# Antenna Radiation Patterns

Ceiling Mount AP

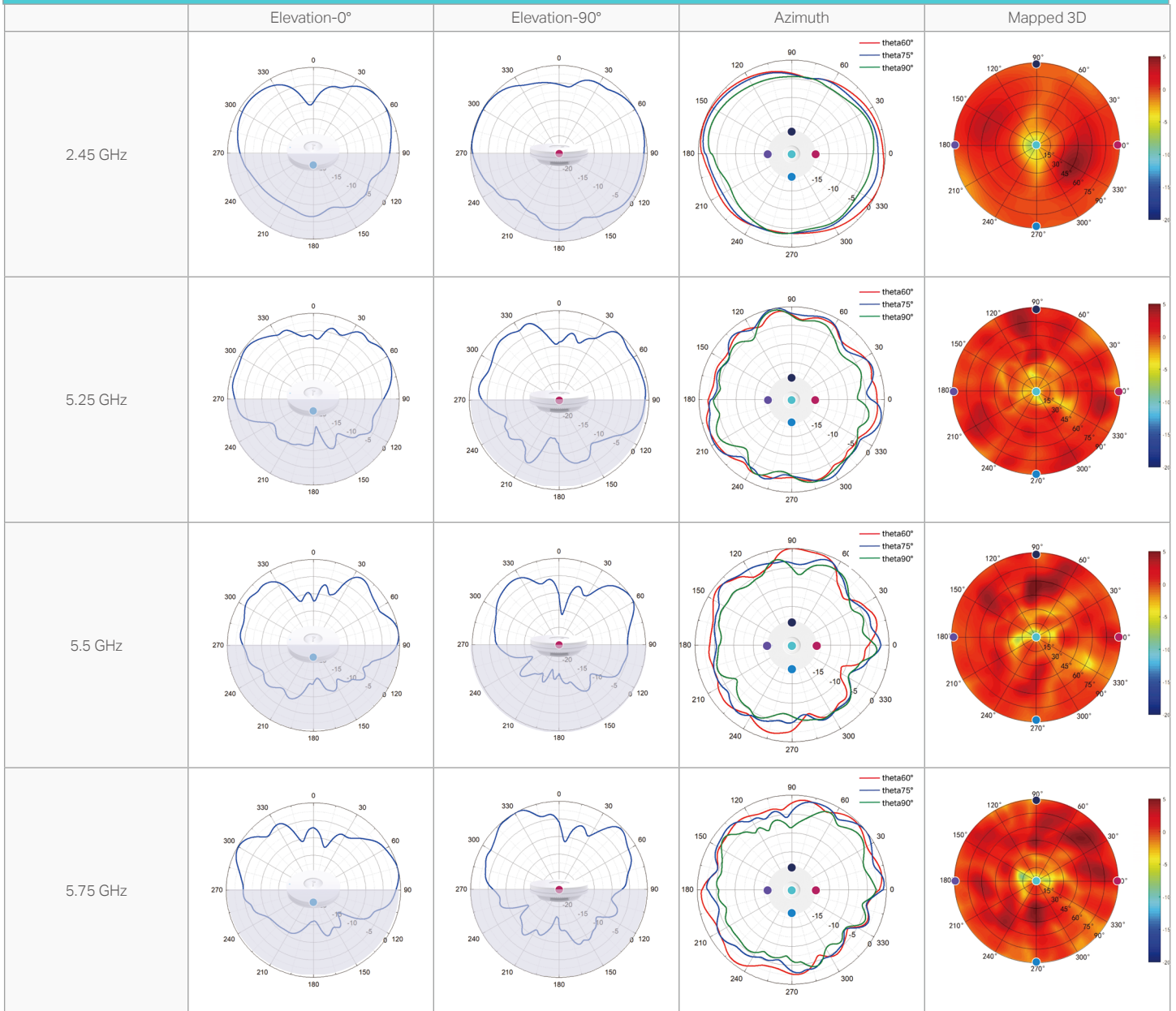
EAP620 HD



# Antenna Radiation Patterns

Ceiling Mount AP

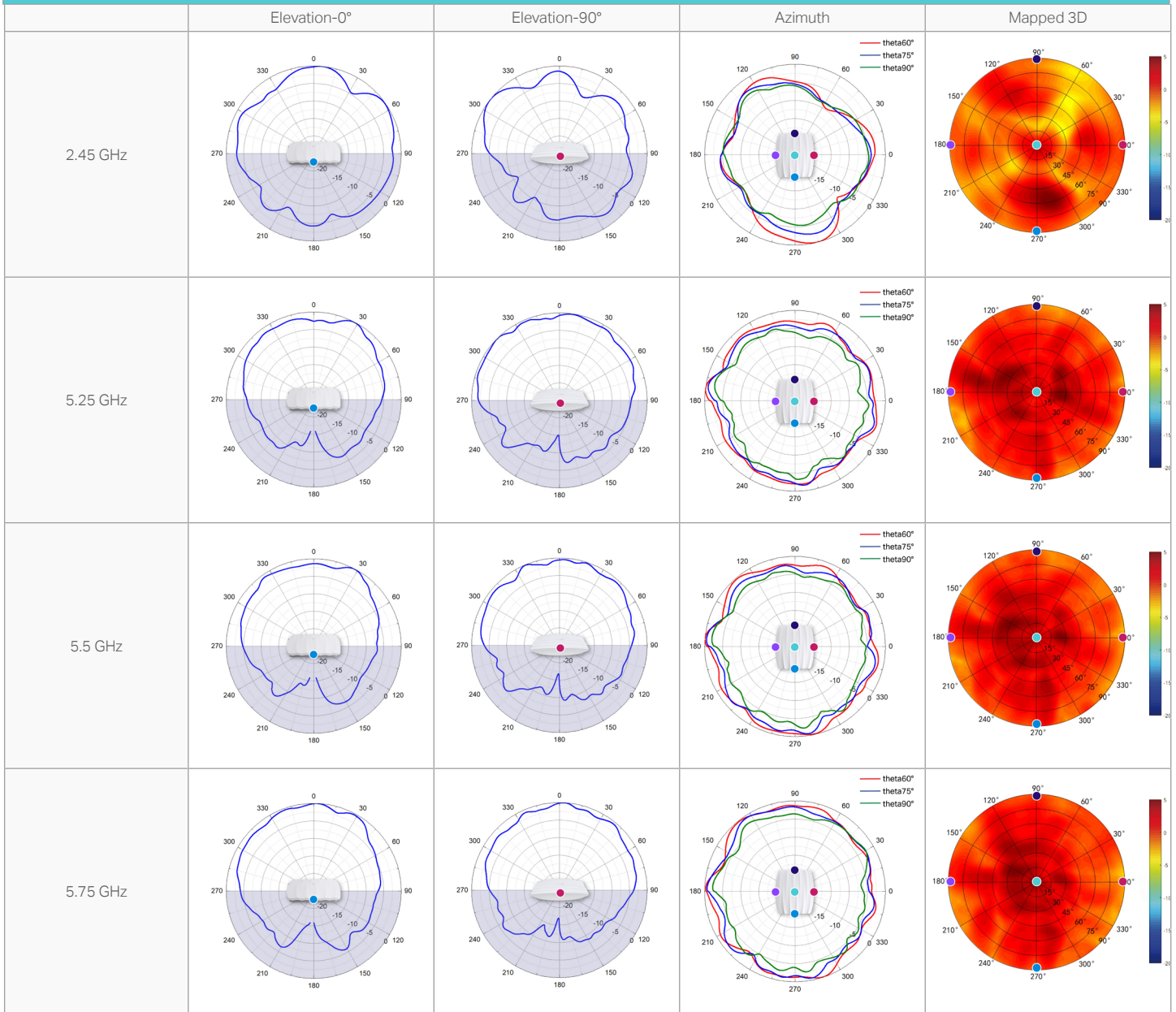
EAP613 / EAP610



# Antenna Radiation Patterns

Ceiling Mount AP

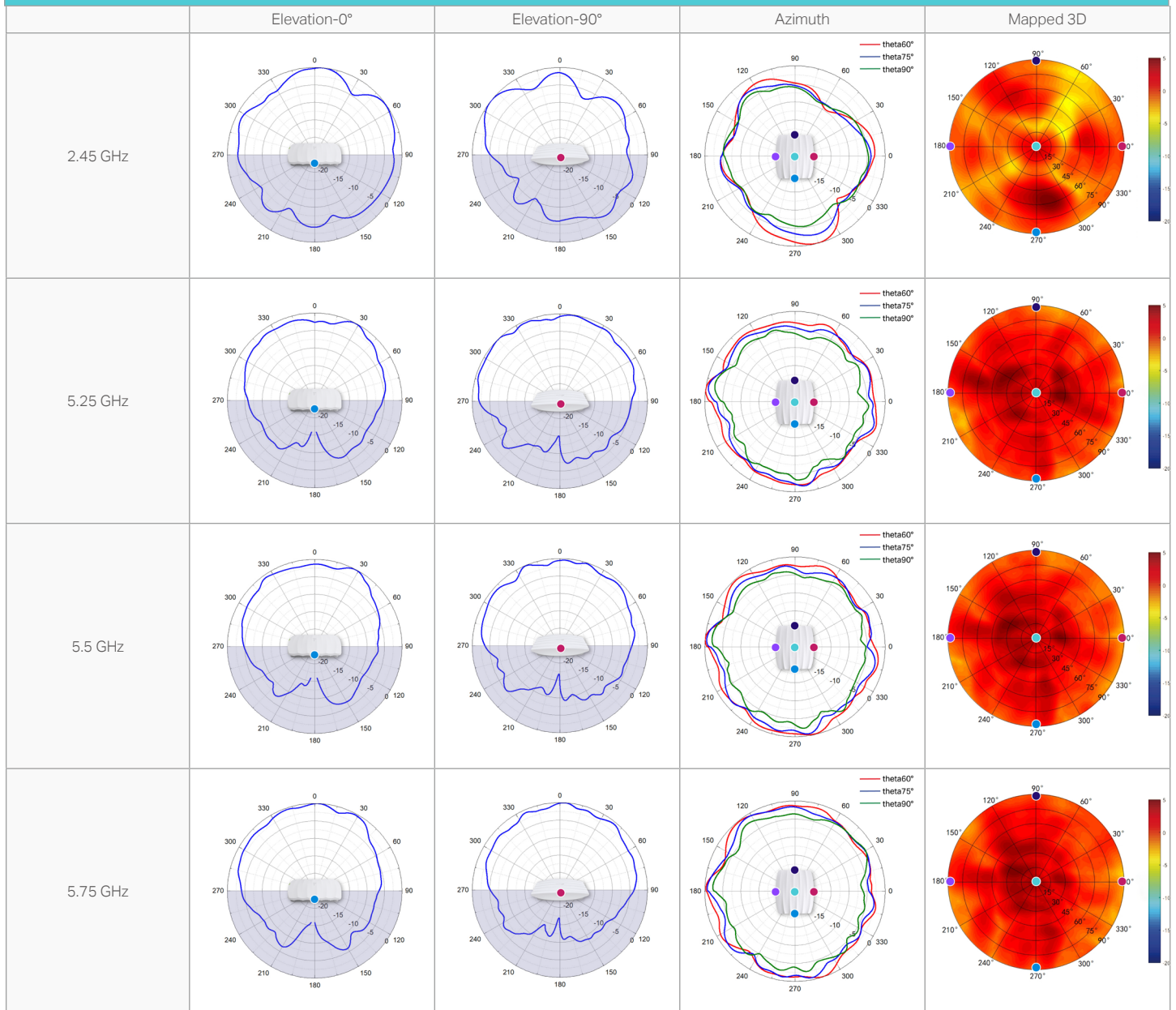
EAP265 HD



# Antenna Radiation Patterns

Ceiling Mount AP

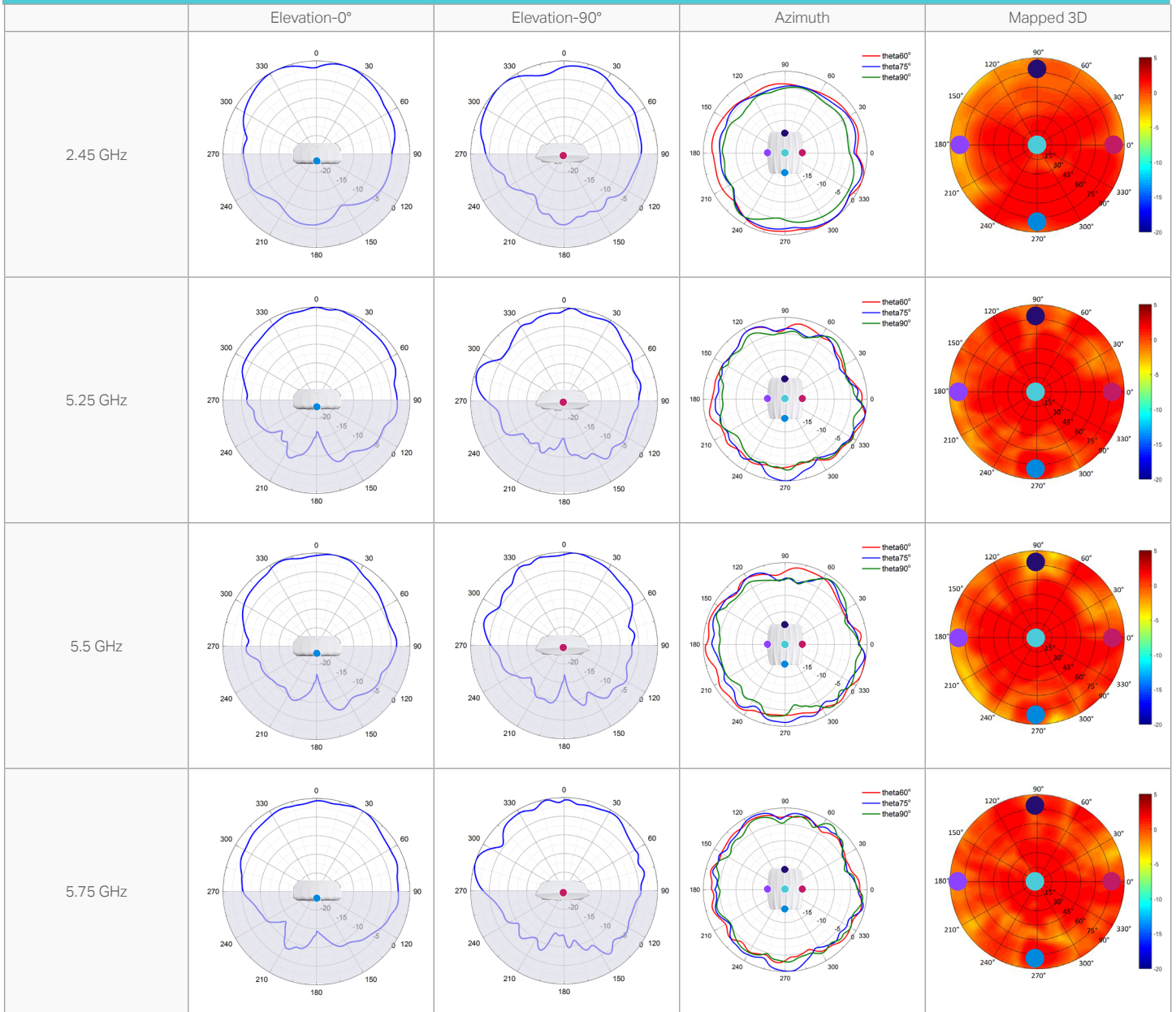
EAP245



# Antenna Radiation Patterns

Ceiling Mount AP

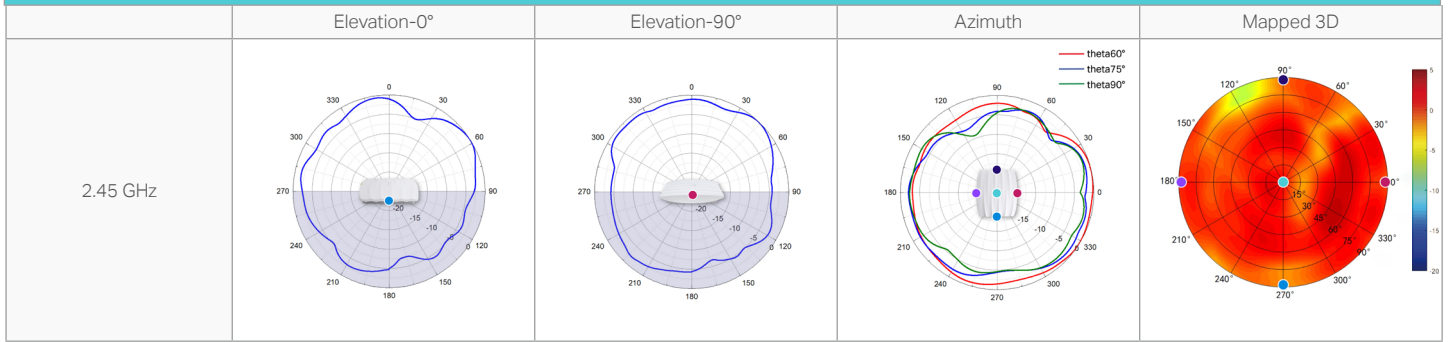
EAP225 / EAP223



# Antenna Radiation Patterns

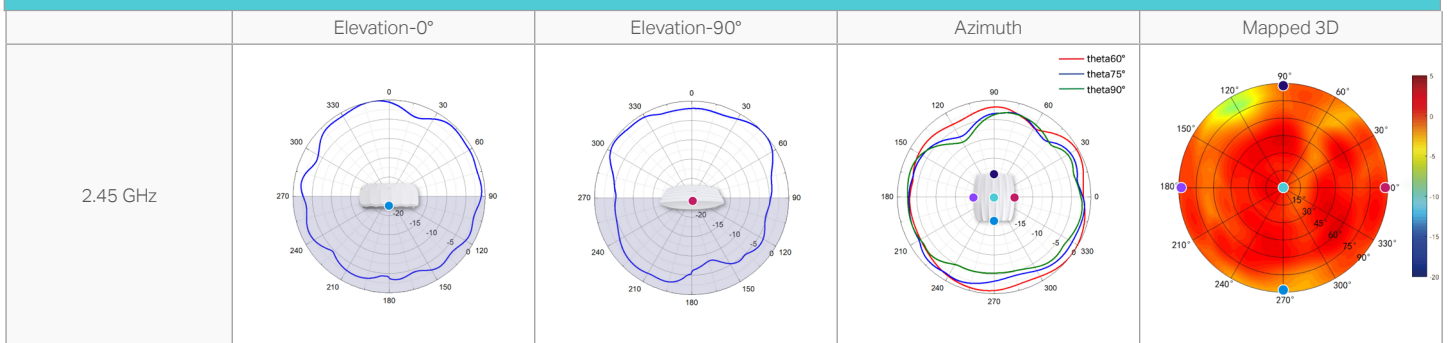
Ceiling Mount AP

EAP115



Ceiling Mount AP

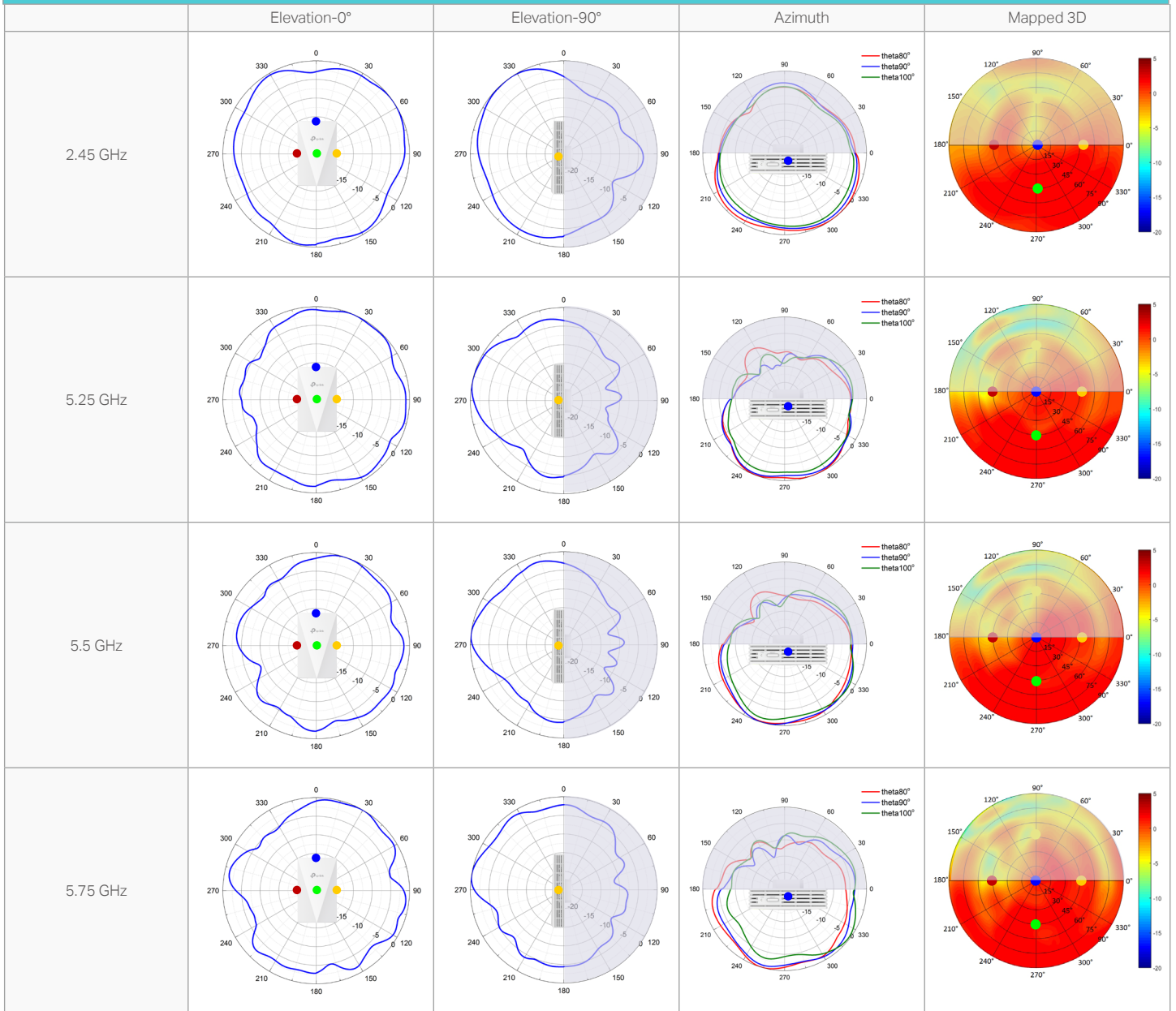
EAP110



# Antenna Radiation Patterns

Wall Plate AP

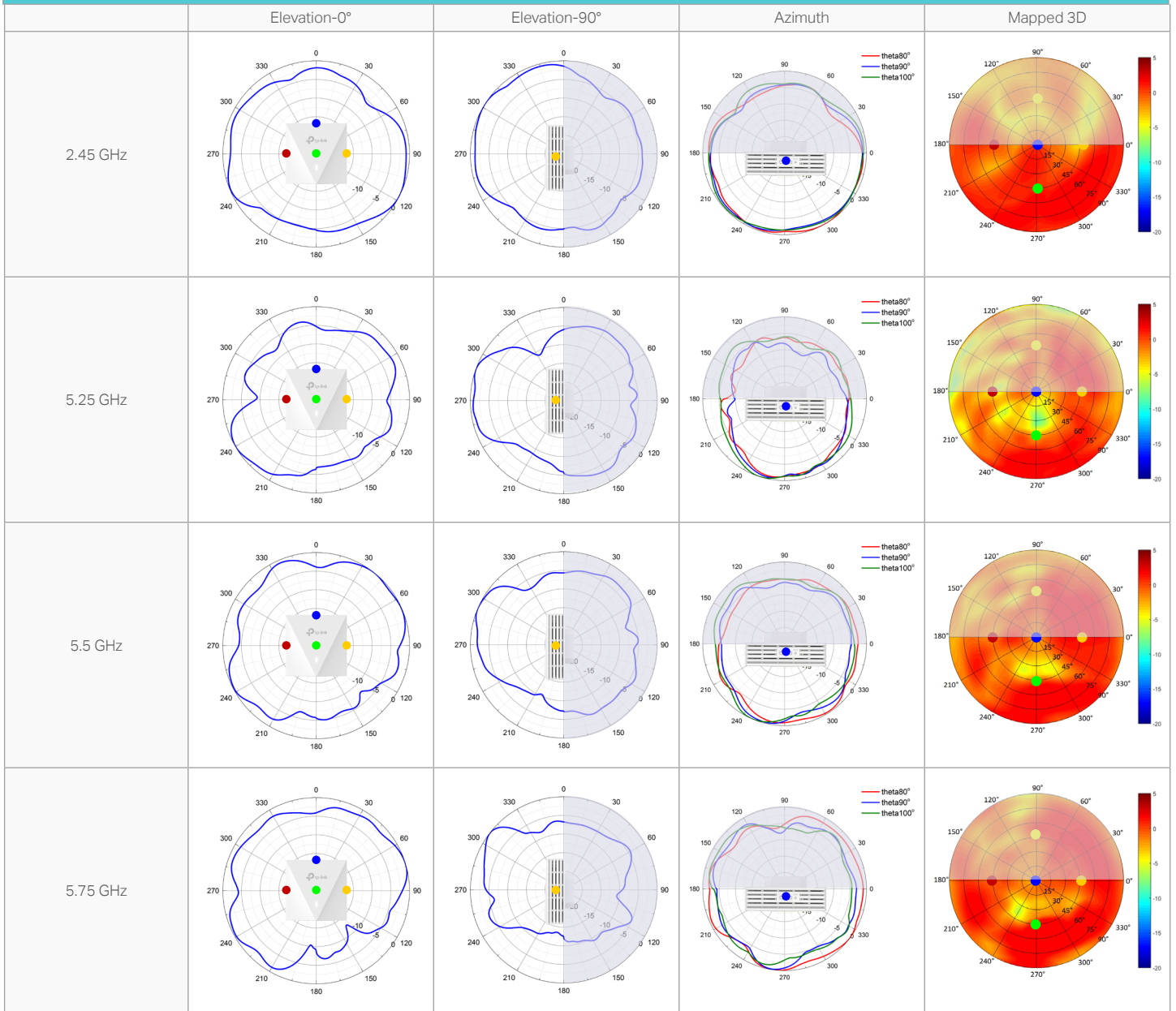
EAP655-Wall



# Antenna Radiation Patterns

Wall Plate AP

EAP650-Wall

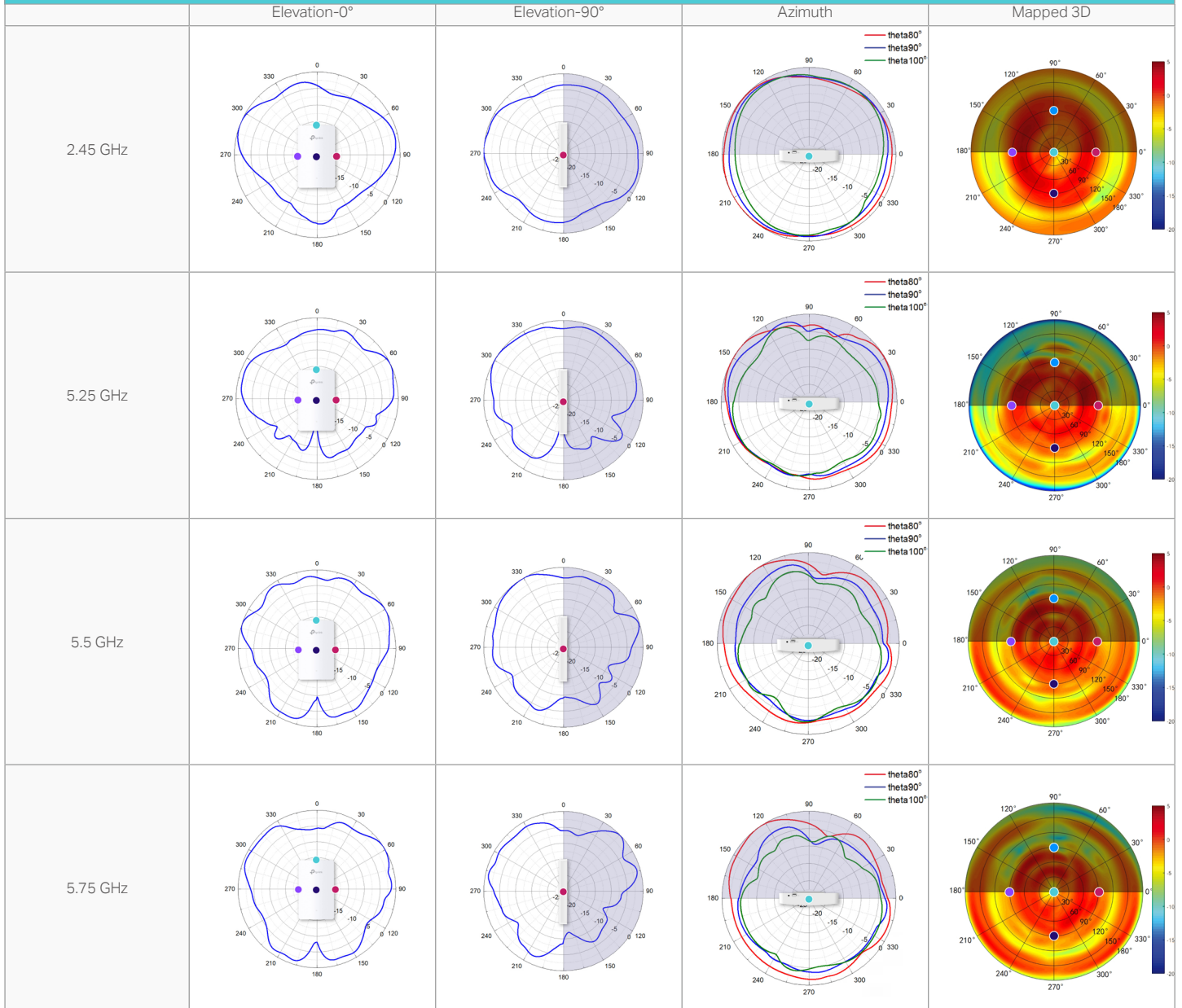




# Antenna Radiation Patterns

Wall Plate AP

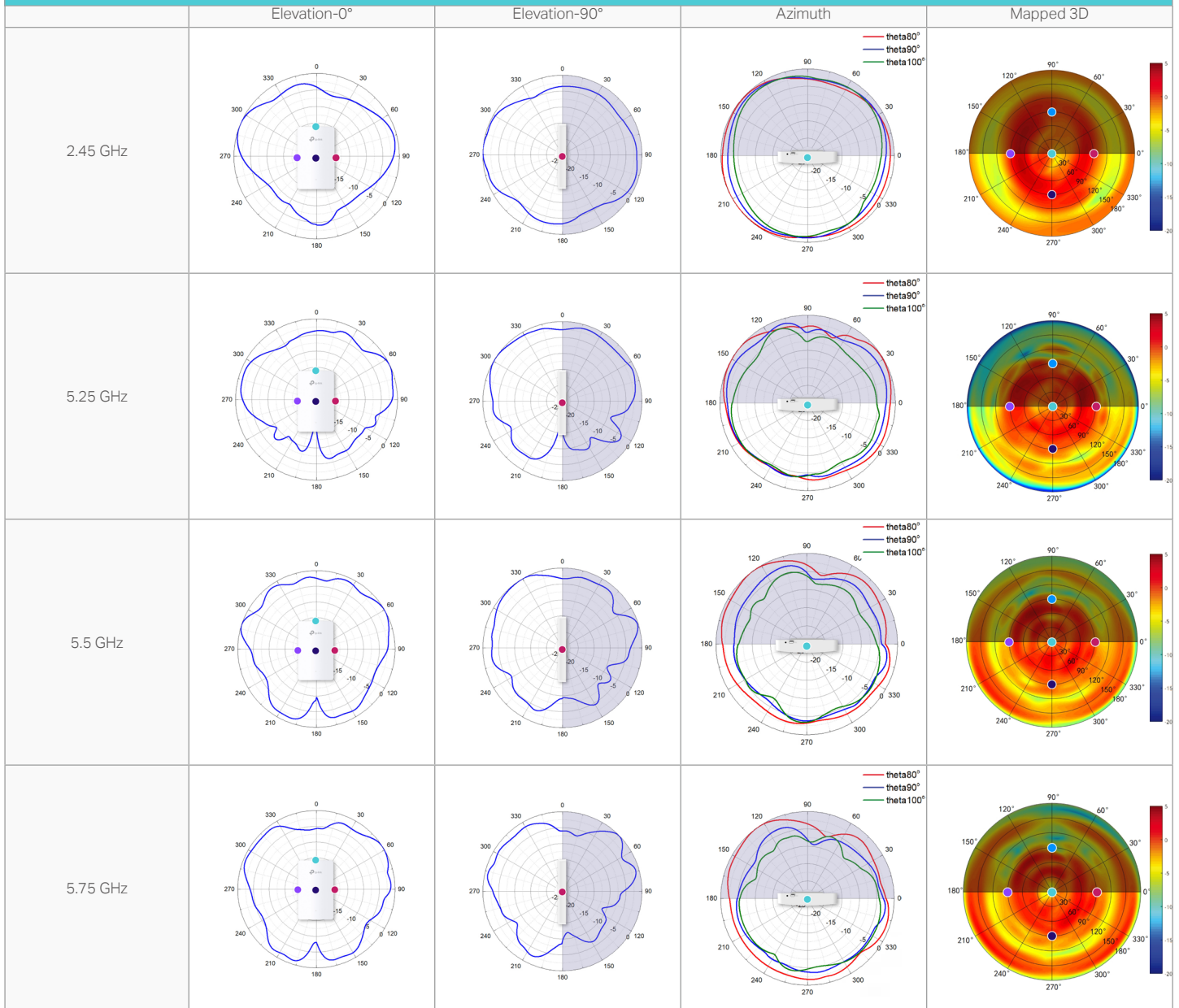
EAP615-Wall



# Antenna Radiation Patterns

Wall Plate AP

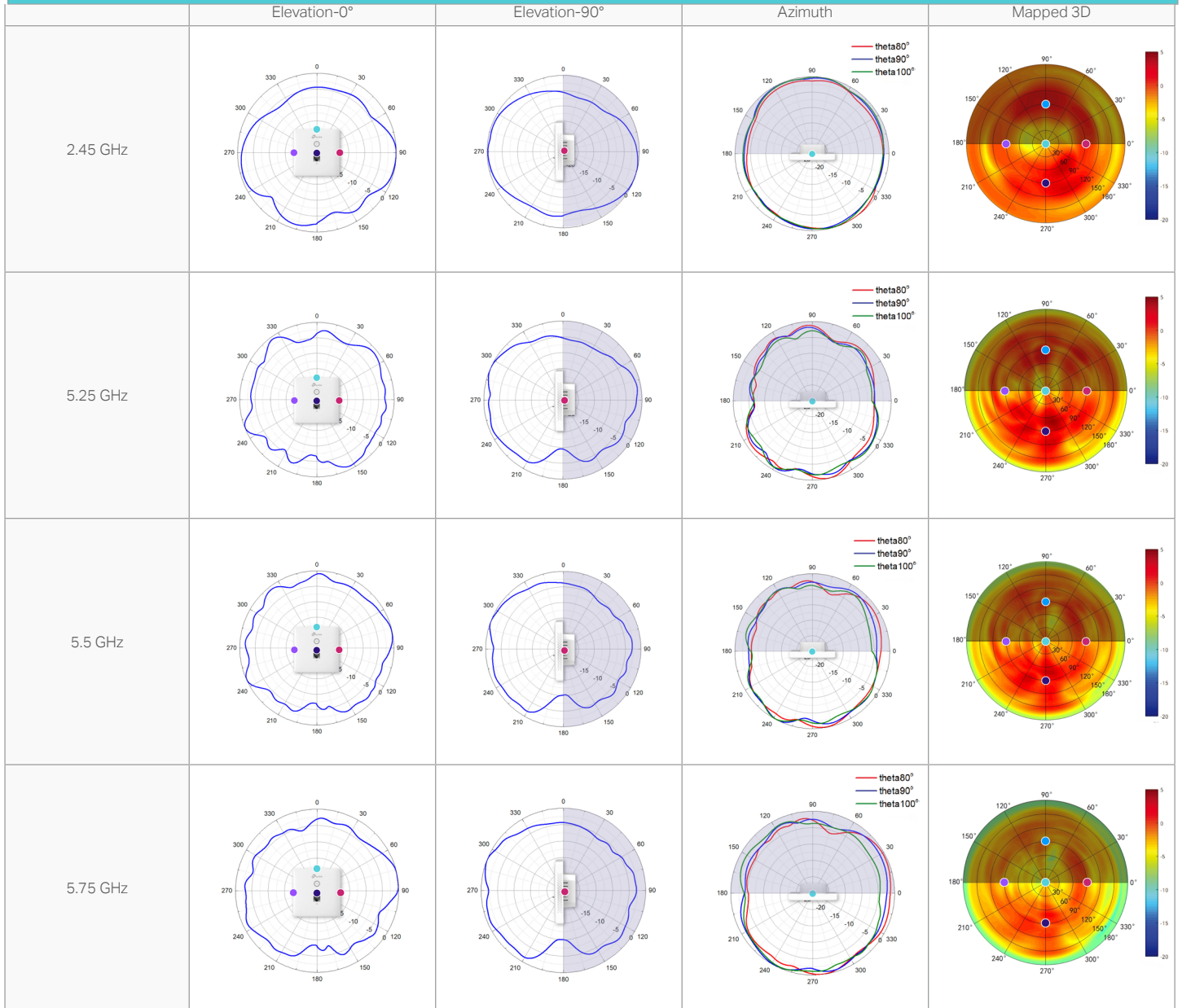
EAP230-Wall



# Antenna Radiation Patterns

Wall Plate AP

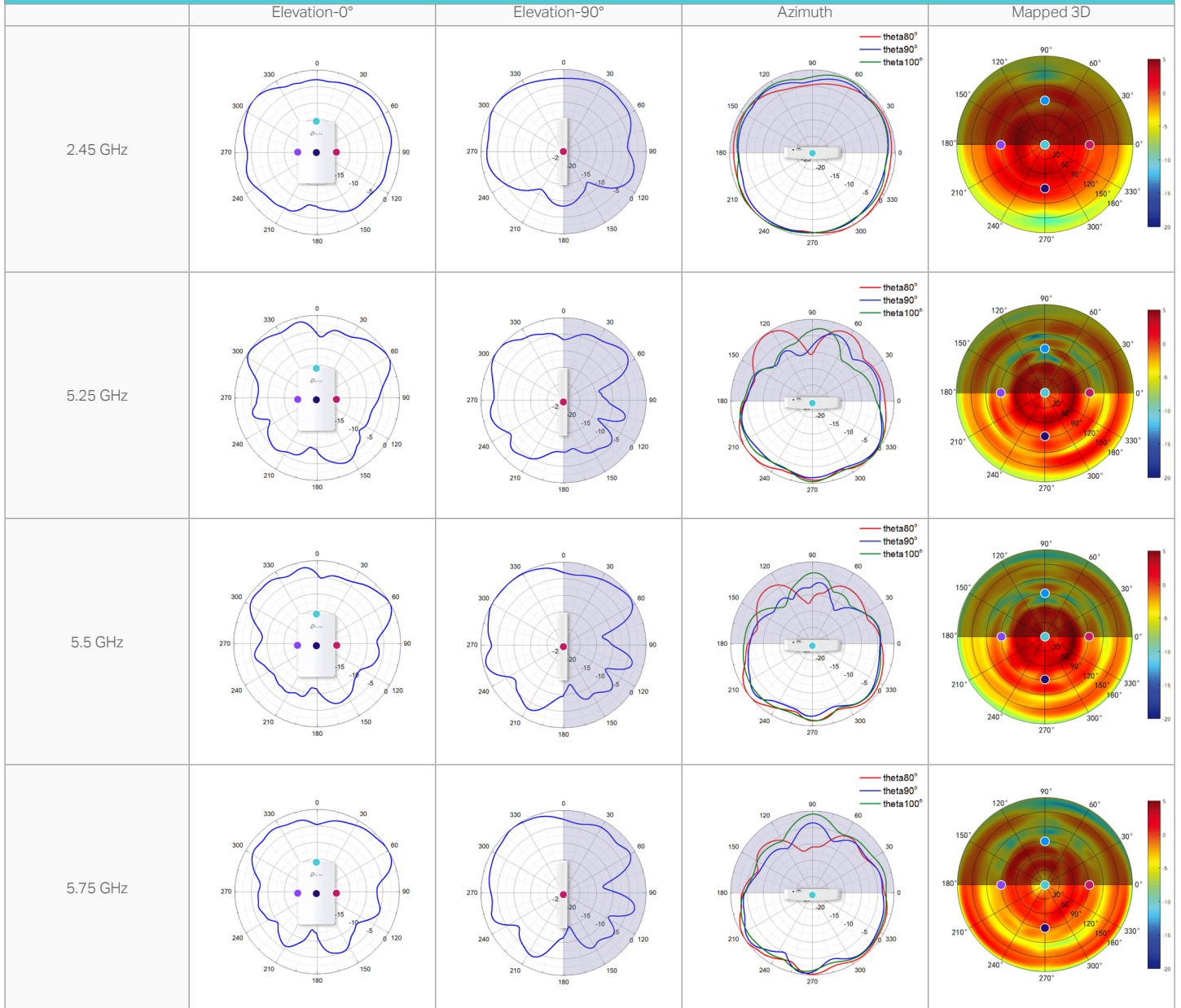
EAP230-Wall



# Antenna Radiation Patterns

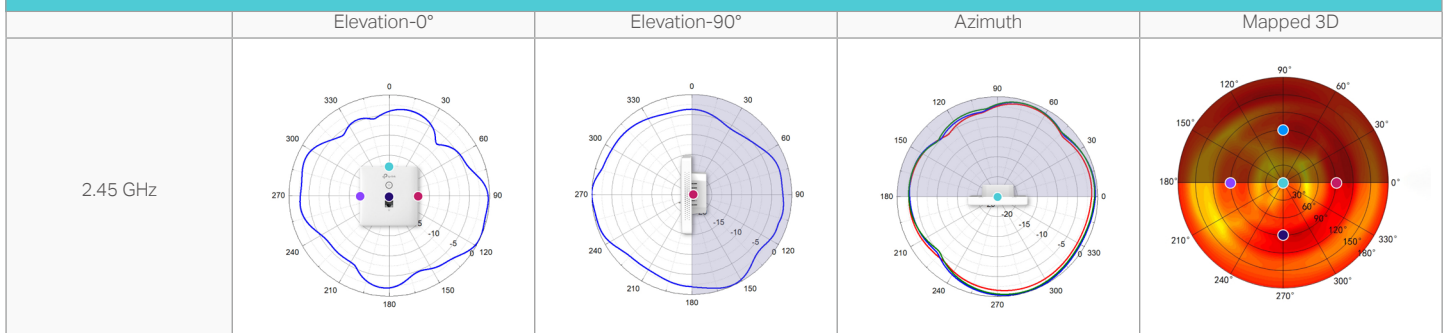
Wall Plate AP

EAP225-Wall



Wall Plate AP

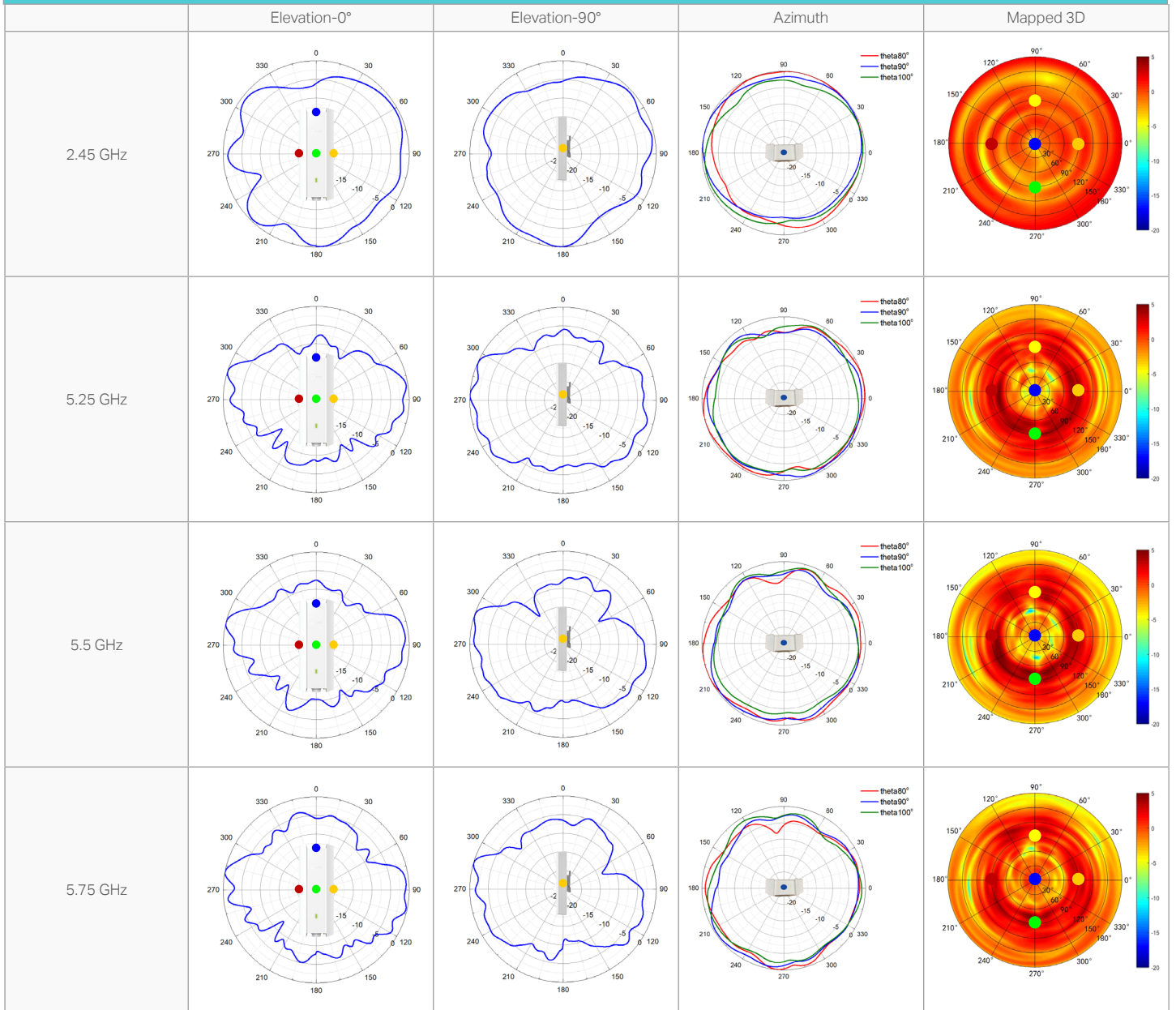
EAP115-Wall



# Antenna Radiation Patterns

Outdoor AP

EAP650-Outdoor

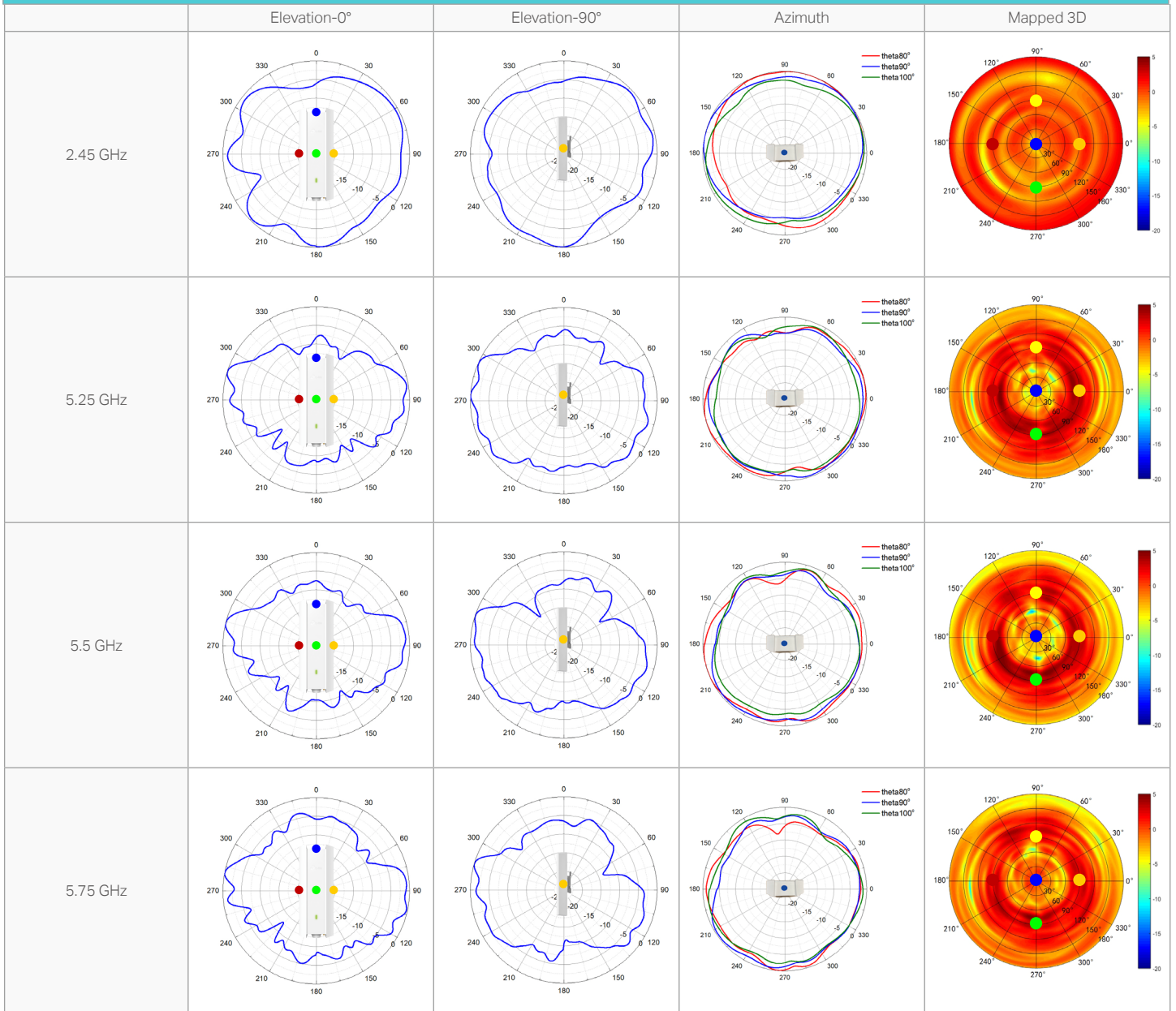


\*EAP650-Outdoor is based on EAP610-Outdoor and adds a set of auxiliary antennas to combat outdoor interference. The two sets of antennas do not work at the same time, and the directivity of the auxiliary antenna will not be better than the original antenna.

# Antenna Radiation Patterns

Outdoor AP

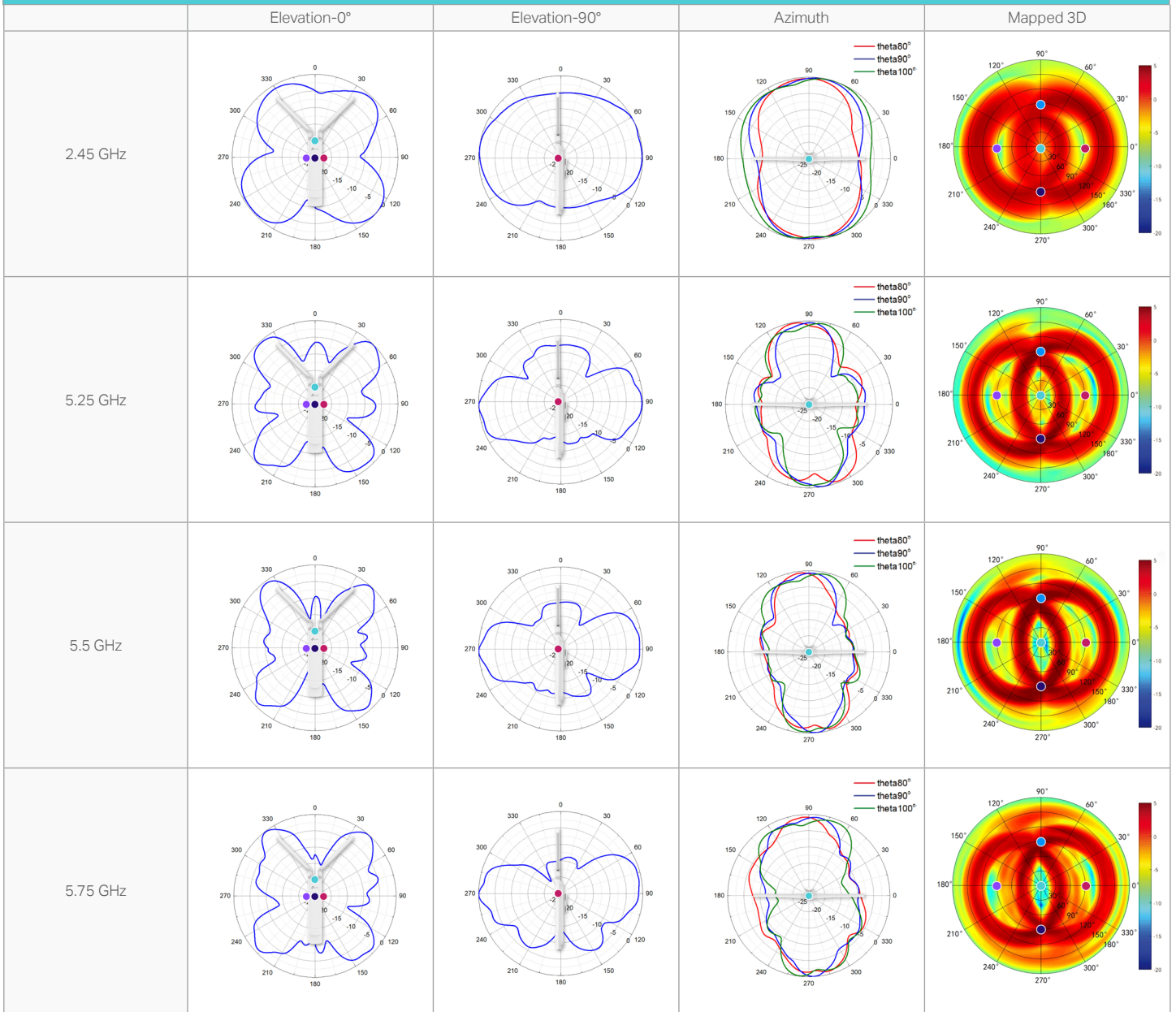
EAP610-Outdoor



# Antenna Radiation Patterns

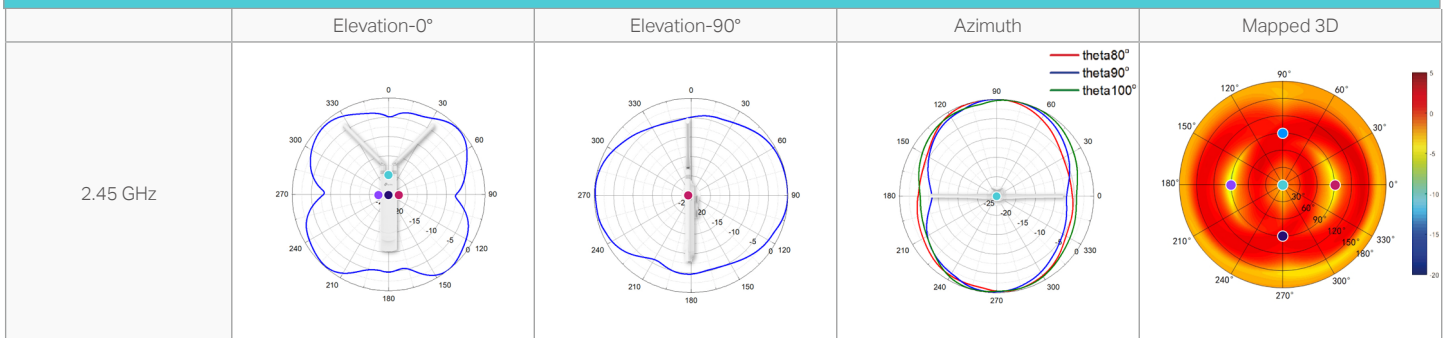
Outdoor AP

EAP225-Outdoor



Outdoor AP

EAP113-Outdoor / EAP110-Outdoor



# Disclaimers

## Wireless Speed and Range Disclaimer

Maximum wireless transmission rates are the physical rates derived from IEEE Standard 802.11 specifications. Range and coverage specifications were defined according to test results under normal usage conditions. Actual wireless transmission rate and wireless coverage are not guaranteed, and will vary as a result of 1) environmental factors, including building materials, physical objects and obstacles, 2) network conditions, including local interference, volume and density of traffic, product location, network complexity, and network overhead and 3) client limitations, including rated performance, location, connection quality, and client condition.

## Wireless Client Capacity Disclaimer

Wireless client capacity specifications were defined according to test results under normal usage conditions. Actual wireless client capacity is not guaranteed, and will vary as a result of 1) environmental factors, including building materials, physical objects and obstacles, 2) network conditions, including local interference, volume and density of traffic, product location, network complexity, and network overhead and 3) client limitations, including rated performance, location, connection quality, and client condition.

## Ethernet Port Limitation Disclaimer

Actual network speed may be limited by the rate of the product's Ethernet WAN or LAN port, the rate supported by the network cable, Internet service provider factors and other environmental conditions.

## MU-MIMO Disclaimer

(Only for certain devices)

MU-MIMO capability requires client devices that also support MU-MIMO.

## Seamless Roaming Disclaimer

(Only for certain devices)

Seamless roaming requires both the access point and client devices to support 802.11k and 802.11v protocols.

## Lightning and Electro-Static Discharge Protection Disclaimer

(Only for outdoor devices)

Protection against lightning and electro-static discharge may be achieved through proper product setup, grounding and cable shielding. Refer to the instruction manual and consult an IT professional to assist with setting up this product.

## PoE Disclaimer

PoE budget calculations are based on laboratory testing. Actual PoE power budget is not guaranteed and will vary as a result of client limitations and environmental factors.

Some models featured in this guide may be unavailable in your country or region. Visit TP-Link website for local sales information: [www.tp-link.com](http://www.tp-link.com). Specifications are subject to change without notice.

© 2023 TP-Link